

Stakeholder Feedback Analysis Procedure

Feedback for curriculum improvement was taken from the following stake holders:

1. Alumni
2. Employer
3. Faculty members and
4. Students (Exit)

Feedback was taken online using Google forms. Frequency, Batches, Percentage of the respondents and Applicable regulations are indicated in the following tables:

1. B. Tech. batches from whom feedback was taken:

Year of taking feedback	Alumni Batch	Employer	Faculty	Students' Exit Batch	Applicable regulations
2015-2016	2013-2014 Passed out batches	Employer who recruited these Alumni batches	Faculty who taught the courses of the program	2015-2016 Passed out batches	SVEC16

2. M. Tech. from whom feedback was taken:

Year of taking feedback	Alumni Batch	Employer	Faculty	Students' Exit Batch	Applicable regulations
2015-2016	2013-2014 Passed out batches	Employer who recruited these Alumni batches	Faculty who taught the courses of the program	2015-2016 Passed out batches	SVEC16

3. MCA batches from whom feedback was taken:

Year of taking feedback	Alumni Batch	Employer	Faculty	Students' Exit Batch	Applicable regulations
2015-2016	2013-2014 Passed out batches	Employer who recruited these Alumni batches	Faculty who taught the courses of the program	2015-2016 Passed out batches	SVEC16

4. Feedback methods and frequency:

Sl. No.	Stake Holder	Method	Frequency	% of respondents
1.	Employer	Surveys	Once / Year	30%
2.	Alumni		Once / Year	40%
3.	Faculty		Once / Year	100%
4.	Student		Once / Year	80%



P. Chinnappa
PRINCIPAL
SREE VIDYANIKETHAN ENGINEERING COLLEGE
(AUTONOMOUS)
Sree Sainath Nagar, A. RANGAMPET
Chittoor (Dist.) - 517 102, A.P., INDIA.

Feedback Survey Forms

B. Tech. & MCA



SREE VIDYANIKETHAN ENGINEERING COLLEGE

Sree Sainath Nagar, A. Rangampet – 517 102.

ALUMNI SURVEY

Name :

Organization :

Program & Discipline:

Designation:

Year of Graduation:

Experience:

You are requested to peruse the program education objectives, program outcomes and curriculum for giving your prudent feedback on the following by marking (v) in the appropriate box.

Note: 1 is low and 5 is high

I. KNOWLEDGE

- i. The extent of knowledge of mathematics and basic sciences useful in your career exploration and progression.

1 2 3 4 5

- ii. Depth of core courses relevant to your professional aspiration.

1 2 3 4 5

- iii. The diversity of electives offered helped in expanding the breadth of knowledge.

1 2 3 4 5

II. SKILLS

The level of competence to

- a. Analyze complex engineering problems acquired during the program for providing solutions in your career.

1 2 3 4 5

- b. Design solutions, system components or processes for complex engineering problems to meet the specified needs

1 2 3 4 5

- c. synthesis of knowledge, design skills and analysis and interpretation of data to provide valid conclusions

1 2 3 4 5

d. The level of communication skills developed during the program useful in your profession.

1 2 3 4 5

III. APPLICATION

i. Competency to apply modern tools and technologies in your profession.

1 2 3 4 5

ii. The level of comfort in decision making and project management skills in your profession.

1 2 3 4 5

IV. ATTITUDE

i. Function effectively as an individual and as a member or leader in diverse teams

1 2 3 4 5

ii. Awareness to societal responsibilities relevant to the profession while providing solutions.

1 2 3 4 5

iii. Understanding of the impact of the professional engineering solutions in compliance to environmental consciousness

1 2 3 4 5

iv. Application of ethical principles and code in profession

1 2 3 4 5

v. Attitude to upgrade your skills and knowledge through quality improvement programs and higher education.

1 2 3 4 5

Suggestions for change of syllabus in the existing courses and inclusion of new courses/ technologies/ tools etc to be included in the curriculum:

Date:

Time:

Signature



SREE VIDYANIKETHAN ENGINEERING COLLEGE

Sree Sainath Nagar, A. Rangampet – 517 102.

EMPLOYER SURVEY

Name:

Organization:

Designation:

Experience:

You are requested to peruse the program education objectives, program outcomes, curriculum and quality of students recruited in your organization for giving your prudent feedback on the following by marking (√) in the appropriate box.

Note: 1 is low and 5 is high

I. KNOWLEDGE

- i. Program covers all the requisite knowledge content suitable for employment.

1 2 3 4 5

- ii. Broad curricular areas help the student in gaining knowledge for securing a job and subsequent progression.

1 2 3 4 5

- iii. Elective courses offered are contemporary enough to suit the needs of the organization.

1 2 3 4 5

II. SKILLS

- i. The standard of quality of skills to implement the project upon induction.

- a. Analysis of critical real time problems

1 2 3 4 5

- b. Design and development of systems, models and processes

1 2 3 4 5

- c. Problem solving abilities to arrive at feasible solutions

1 2 3 4 5

- ii. Curricular components – projects, seminars help the students in gaining skills to prepare project proposals and reports.

1 2 3 4 5

III. APPLICATION

i. Recruitree’s ability to apply their knowledge, skills and modern tools and software for appropriate solutions in the assigned project domain.

1 2 3 4 5

ii. Applying managerial, administrative principles with financial literacy for successful project execution

1 2 3 4 5

IV. ATTITUDE

i. The extent of individual skills and contribution to the Recruitree’s team in the project.

1 2 3 4 5

ii. Recruitree’s sensitivity to social needs in bringing innovative proposal and ideas

1 2 3 4 5

iii. Awareness to environmental issues, if any while implementing the project.

1 2 3 4 5

iv. Commitment and ethical values of the Recruitree

1 2 3 4 5

v. Recruitree shows enthusiasm to upgrade the skill set and knowledge for new assignments and professional development.

1 2 3 4 5

Suggestions for inclusion of new courses/ technologies/ tools etc to be included in the curriculum:

Date:

Time:

Signature



SREEVIDYANIKETHANENGINEERINGCOLLEGE
Sree Sainath Nagar, A. Rangampet – 517 102.
FACULTY SURVEY

Name: _____ Specialization: _____
Designation : _____ Area of expertise : _____
Department: _____ Experience: _____

You are requested to give your prudent feedback on the following by marking (√) in the appropriate box.

Note: 1 is low and 5 is high

I. KNOWLEDGE

i. Knowledge content – theoretical concepts and principles are balanced and proportionate.

1 2 3 4 5

ii. Knowledge content suits to the needs of quality of student intake.

1 2 3 4 5

II. SKILLS

Program/course has enough scope for developing skills among students for solving engineering problems such as

a. Analysis

1 2 3 4 5

b. Design and development of systems, software and processes

1 2 3 4 5

c. Problem solving skills.

1 2 3 4 5

d. Ability to prepare technical reports and communicate well in the course domain.

1 2 3 4 5

III. APPLICATION

i. Student level of competence to apply modern tools and technologies to solve the problems in the domain.

1 2 3 4 5

ii. Student possesses the capability to organize and implement a project.

1 2 3 4 5

IV. ATTITUDE

Student ability to

a. Work individually and in teams during the academic assignments

1 2 3 4 5

b. Prepare case studies in the domain and interdisciplinary areas with societal relevance

1 2 3 4 5

c. Awareness on environmental issues

1 2 3 4 5

d. Comprehend significance of ethical code and standards.

1 2 3 4 5

e. Take-up higher education and research for continuing education.

1 2 3 4 5

Suggestions for change of syllabus in the existing courses and inclusion of new courses/ technologies/ tools etc to be included in the curriculum:

Date:

Time:

Signature



SREE VIDYANIKETHAN ENGINEERING COLLEGE

Sree Sainath Nagar, A. Rangampet – 517 102.

STUDENT EXIT SURVEY

Name:

Department:

Roll Number:

Branch:

Year/Semester:

You are requested to give your prudent feedback on the following by marking (√) in the appropriate box.

Note: 1 is low and 5 is high

I. KNOWLEDGE

- i. Knowledge in the courses studied provides the depth for course progression and are relevant to career aspirations.

1 2 3 4 5

- ii. Teaching methods adopted help to acquire the knowledge.

1 2 3 4 5

- iii. The quality of teaching in linking the knowledge content to application.

1 2 3 4 5

II. SKILLS

Theory and Laboratory courses contain the content to develop

- a. skills to Analyze problems and cases in the course / program

1 2 3 4 5

- b. Design and development of systems and processes

1 2 3 4 5

- c. Problem solving skills in the domain.

1 2 3 4 5

- d. Skills in devising experiment protocols/reports and communicate well with the domain experts.

1 2 3 4 5

III. APPLICATION

- i. Ability to apply new tools and software relevant to your laboratory sessions or in project work.

1 2 3 4 5

- ii. Ability to write case studies relevant to the course domain.

1 2 3 4 5

IV. ATTITUDE

- a. Ability to work individually and in a team in a lab session and executing a project.

1 2 3 4 5

- b. Course content prepares you to plan solutions for societal needs.

1 2 3 4 5

- c. Course content help you understand and create eco- friendly solutions

1 2 3 4 5

- d. Awareness to ethical code and practice.

1 2 3 4 5

- e. Courses/Program stimulates you to further acquire skills and knowledge in the domain.

1 2 3 4 5

Suggestions for change of syllabus in the existing courses and inclusion of new courses/ technologies/ tools etc to be included in the curriculum:

Date:

Time:

Signature

Feedback Survey Forms

M. Tech.



SREE VIDYANIKETHAN ENGINEERING COLLEGE

Sree Sainath Nagar, A. Rangampet – 517 102.

ALUMNI SURVEY

Name :

Organization :

Program & Discipline:

Designation:

Year of Graduation:

Experience:

You are requested to peruse the program education objectives, program outcomes and curriculum for giving your prudent feedback on the following by marking (v) in the appropriate box.

Note: 1 is low and 5 is high

I. KNOWLEDGE

- i. The extent of advanced knowledge of discipline useful in your career exploration and progression.

1 2 3 4 5

- ii. Depth of core courses relevant to your professional aspiration.

1 2 3 4 5

- iii. The diversity of electives offered helped in expanding the breadth of knowledge.

1 2 3 4 5

II. SKILLS

The level of competence to

- a. Analyze complex engineering problems acquired during the program for providing solutions in your career.

1 2 3 4 5

- b. Conceptualize and provide solutions for complex engineering problems to meet the diverse needs

1 2 3 4 5

- c. synthesis of knowledge, design skills and analysis and interpretation of data to undertake innovative research

1 2 3 4 5

d. The level of communication skills developed during the program useful in your profession.

1 2 3 4 5

III. APPLICATION

i. Competency to apply modern tools and technologies in your profession.

1 2 3 4 5

ii. The level of comfort in decision making and project management skills in your profession.

1 2 3 4 5

IV. ATTITUDE

i. Function effectively as an individual and as a member or leader in diverse teams

1 2 3 4 5

ii. Awareness to societal responsibilities relevant to the profession while providing solutions with ethical compliances.

1 2 3 4 5

iii. Attitude to upgrade your skills and knowledge through quality improvement programs and higher education.

1 2 3 4 5

iv. Ability to introspect through independent learning and self development

1 2 3 4 5

Suggestions for change of syllabus in the existing courses and inclusion of new courses/ technologies/ tools etc to be included in the curriculum:

Date:

Time:

Signature



SREE VIDYANIKETHAN ENGINEERING COLLEGE

Sree Sainath Nagar, A. Rangampet – 517 102.

EMPLOYER SURVEY

Name:

Organization:

Designation:

Experience :

You are requested to peruse the program education objectives, program outcomes, curriculum and quality of students recruited in your organization for giving your prudent feedback on the following by marking (✓) in the appropriate box.

Note: 1 is low and 5 is high

I. KNOWLEDGE

- i. Program covers all the requisite knowledge content suitable for employment.

1 2 3 4 5

- ii. Broad curricular areas help the student in gaining knowledge for securing a job and subsequent progression.

1 2 3 4 5

- iii. Elective courses offered are contemporary enough to suit the needs of the organization.

1 2 3 4 5

II. SKILLS

- i. The standard of quality of skills to implement the project upon induction.

- a. Analysis of critical real time problems

1 2 3 4 5

- b. Problem solving abilities to arrive at feasible solutions

1 2 3 4 5

- c. Research skills in design and development of systems, models and processes

1 2 3 4 5

- ii. Curricular components – projects, seminars help the students in gaining skills to prepare project proposals and reports.

1 2 3 4 5

III. APPLICATION

- i. Recruitree's ability to apply their knowledge, skills and modern tools and software for appropriate solutions in the assigned project domain.

1 2 3 4 5

- ii. Applying managerial, administrative principles with financial literacy for successful project execution

1 2 3 4 5

IV. ATTITUDE

- i. The extent of individual skills and contribution to the Recruitree's team in the project.

1 2 3 4 5

- ii. Recruitree's sensitivity to social needs in bringing innovative proposal and ideas in the ambit of ethical code

1 2 3 4 5

- iii. Commitment of the Recruitree for self learning and development

1 2 3 4 5

- iv. Recruitree shows enthusiasm to upgrade the skill set and knowledge for new assignments and professional development.

1 2 3 4 5

Suggestions for inclusion of new courses/ technologies/ tools etc to be included in the curriculum:

Date:

Time:

Signature



SREEVIDYANIKETHANENGINEERINGCOLLEGE

Sree Sainath Nagar, A. Rangampet – 517 102.

FACULTY SURVEY

Name:

Specialization:

Designation :

Area of expertise :

Department:

Experience:

You are requested to give your prudent feedback on the following by marking (√) in the appropriate box.

Note: 1 is low and 5 is high

I. KNOWLEDGE

- i. Knowledge content – theoretical concepts and principles are balanced and proportionate.

1 2 3 4 5

- ii. Knowledge content suits to the needs of quality of student intake.

1 2 3 4 5

II. SKILLS

Program/course has enough scope for developing skills among students for solving engineering problems such as

- a. Critical Analysis

1 2 3 4 5

- b. Problem solving skills

1 2 3 4 5

- c. Literature survey, identification of appropriate research tools and techniques

1 2 3 4 5

- d. Ability to prepare technical reports and communicate well in the course domain.

1 2 3 4 5

III. APPLICATION

i. Student level of competence to apply modern tools and technologies to solve the problems in the domain.

1 2 3 4 5

ii. Student possesses the capability to organize and implement a project.

1 2 3 4 5

IV. ATTITUDE

Student ability to

a. Work individually and in teams during the academic assignments

1 2 3 4 5

b. Prepare case studies in the domain and interdisciplinary areas with societal relevance and awareness to ethical code

1 2 3 4 5

c. Take-up higher education and research for continuing education.

1 2 3 4 5

d. Student's ability to introspect through independent learning and self development

1 2 3 4 5

Suggestions for change of syllabus in the existing courses and inclusion of new courses/ technologies/ tools etc to be included in the curriculum:

Date:

Time:

Signature



SREEVIDYANIKETHANENGINEERINGCOLLEGE

Sree Sainath Nagar, A. Rangampet – 517 102.

STUDENT EXIT SURVEY

Name:

Department:

Roll Number:

Branch:

Year/Semester:

You are requested to give your prudent feedback on the following by marking (√) in the appropriate box.

Note: 1 is low and 5 is high

I. KNOWLEDGE

- i. Knowledge in the courses studied provides the depth for course progression and are relevant to career aspirations.

1 2 3 4 5

- ii. Teaching methods adopted help to acquire the knowledge.

1 2 3 4 5

- iii. The quality of teaching in linking the knowledge content to application.

1 2 3 4 5

II. SKILLS

- i. Theory and Laboratory courses contain the content to develop

- a. skills to Analyze problems and cases in the course / program

1 2 3 4 5

- b. Problem solving skills in the domain.

1 2 3 4 5

- c. Research skills for design and development of systems and processes for innovative solutions

1 2 3 4 5

- d. Skills in devising experiment protocols/reports and communicate well with the domain experts.

1 2 3 4 5

III. APPLICATION

- i. Ability to apply new tools and software relevant to your laboratory sessions or in project work.

1 2 3 4 5

- ii. Ability to write case studies and research papers relevant to the course domain.

1 2 3 4 5

IV. ATTITUDE

- a. Ability to work individually and in a team in a lab session and executing a project.

1 2 3 4 5

- b. Course content prepares you to plan solutions for societal needs complying with ethical code.

1 2 3 4 5

- c. Ability to self learning and development

1 2 3 4 5

- d. Courses/Program stimulates you to further acquire skills and knowledge in the domain.

1 2 3 4 5

Suggestions for change of syllabus in the existing courses and inclusion of new courses/ technologies/ tools etc to be included in the curriculum:

Date:

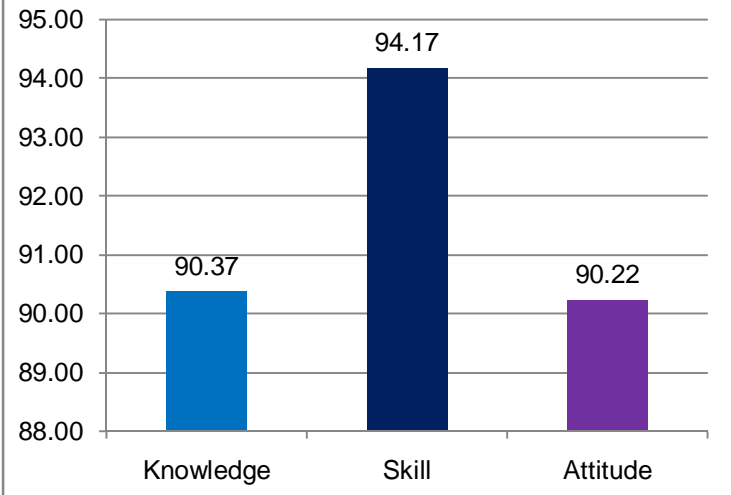
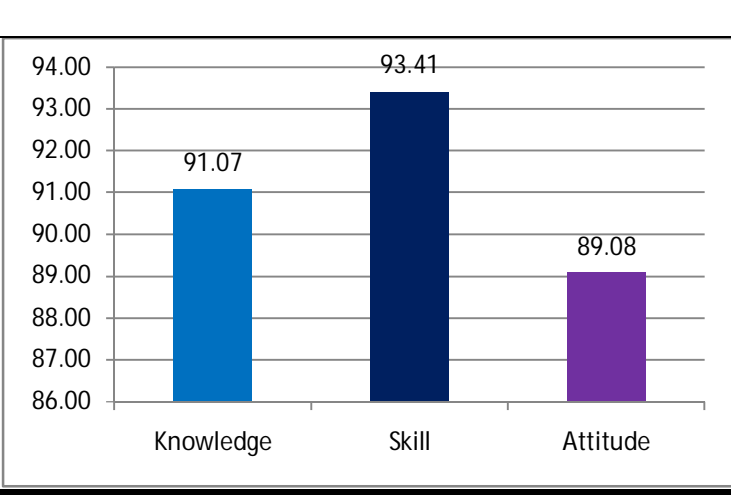
Time:

Signature

Stakeholders' Feedback Analysis Reports

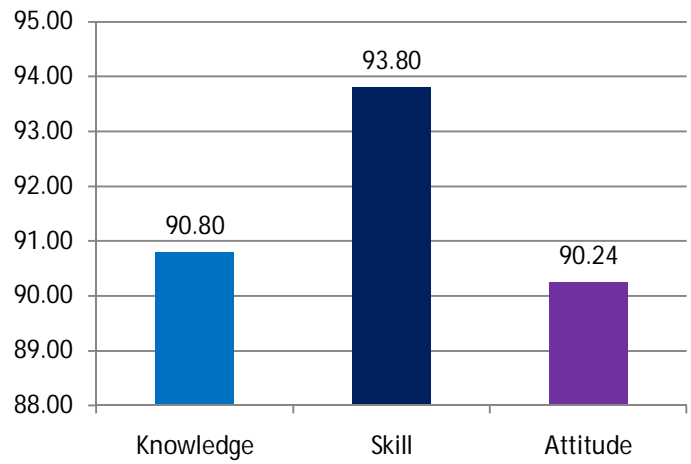
B. Tech. Programs 2015-16

Civil Engineering

<p><u>Alumni Survey (2015-16)</u></p> <table border="1"><thead><tr><th>Knowledge</th><th>Skill</th><th>Attitude</th></tr></thead><tbody><tr><td>90.37</td><td>94.17</td><td>90.22</td></tr></tbody></table>	Knowledge	Skill	Attitude	90.37	94.17	90.22	 <p>A bar chart with a vertical axis ranging from 88.00 to 95.00 in increments of 1.00. The horizontal axis has three categories: Knowledge, Skill, and Attitude. The bars are colored blue, dark blue, and purple respectively. The values are labeled above each bar: Knowledge is 90.37, Skill is 94.17, and Attitude is 90.22.</p> <table border="1"><thead><tr><th>Category</th><th>Score</th></tr></thead><tbody><tr><td>Knowledge</td><td>90.37</td></tr><tr><td>Skill</td><td>94.17</td></tr><tr><td>Attitude</td><td>90.22</td></tr></tbody></table>	Category	Score	Knowledge	90.37	Skill	94.17	Attitude	90.22
Knowledge	Skill	Attitude													
90.37	94.17	90.22													
Category	Score														
Knowledge	90.37														
Skill	94.17														
Attitude	90.22														
<p><u>Student Exit Survey (2015-16)</u></p> <table border="1"><thead><tr><th>Knowledge</th><th>Skill</th><th>Attitude</th></tr></thead><tbody><tr><td>91.07</td><td>93.41</td><td>89.08</td></tr></tbody></table>	Knowledge	Skill	Attitude	91.07	93.41	89.08	 <p>A bar chart with a vertical axis ranging from 86.00 to 94.00 in increments of 1.00. The horizontal axis has three categories: Knowledge, Skill, and Attitude. The bars are colored blue, dark blue, and purple respectively. The values are labeled above each bar: Knowledge is 91.07, Skill is 93.41, and Attitude is 89.08.</p> <table border="1"><thead><tr><th>Category</th><th>Score</th></tr></thead><tbody><tr><td>Knowledge</td><td>91.07</td></tr><tr><td>Skill</td><td>93.41</td></tr><tr><td>Attitude</td><td>89.08</td></tr></tbody></table>	Category	Score	Knowledge	91.07	Skill	93.41	Attitude	89.08
Knowledge	Skill	Attitude													
91.07	93.41	89.08													
Category	Score														
Knowledge	91.07														
Skill	93.41														
Attitude	89.08														

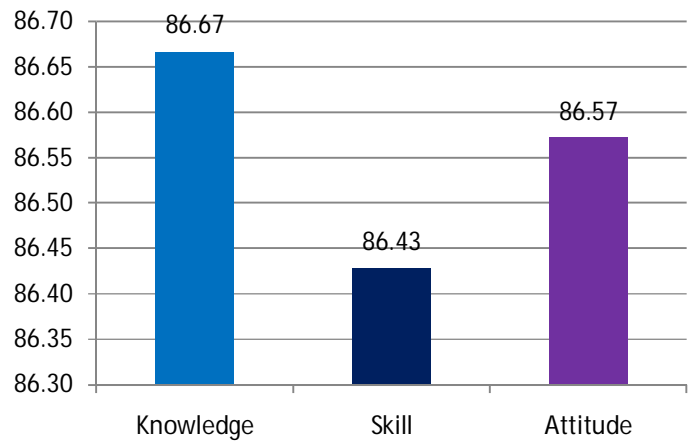
Faculty Survey (2015-16)

Knowledge	Skill	Attitude
90.80	93.80	90.24



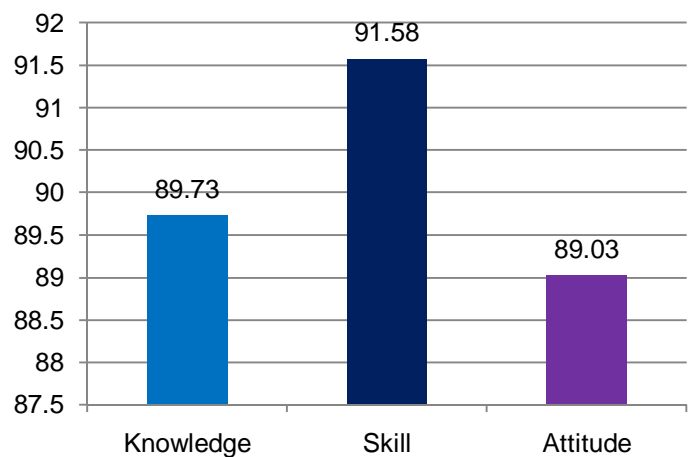
Employer Survey (2015-16)

Knowledge	Skill	Attitude
86.67	86.43	86.57



Summary (2015-16)

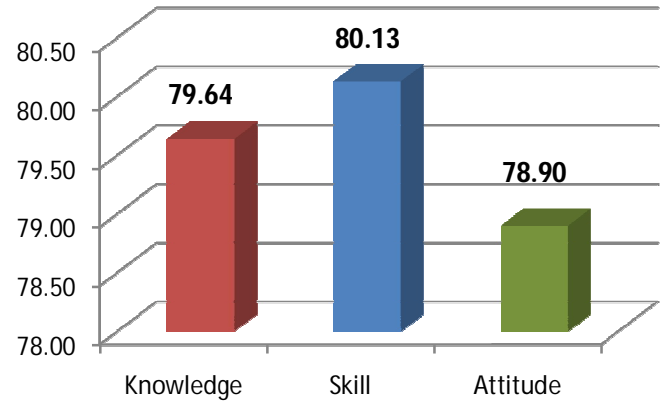
Knowledge	Skill	Attitude
89.73	91.58	89.03



Electrical and Electronics Engineering:

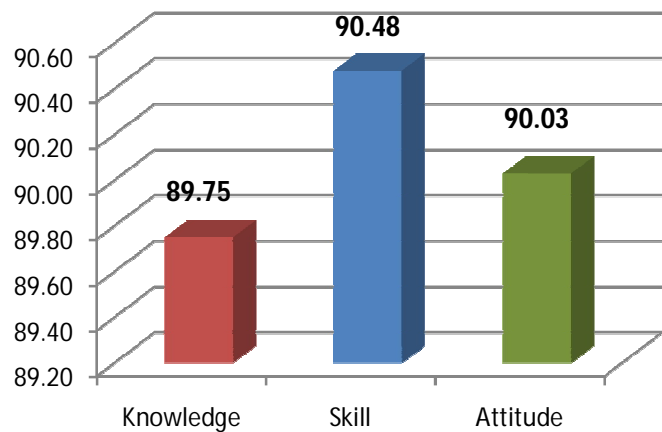
Alumni Survey (2015-16)

Knowledge	Skill	Attitude
79.64	80.13	78.90



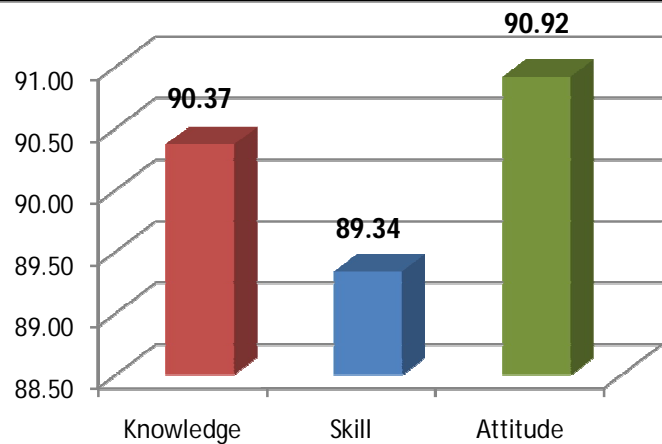
Student Exit Survey (2015-16)

Knowledge	Skill	Attitude
89.75	90.48	90.03



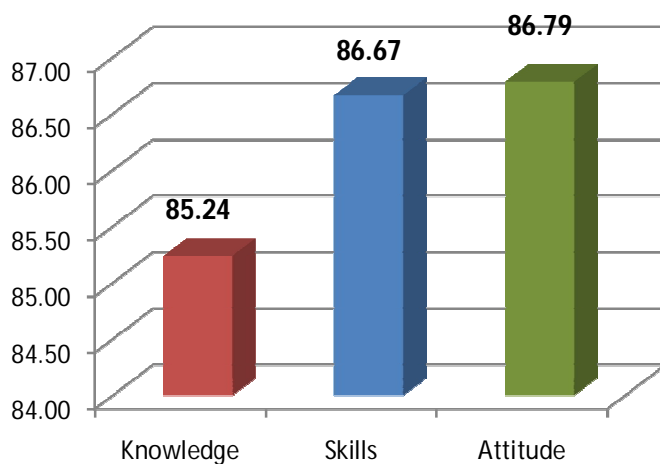
Faculty Survey (2015-16)

Knowledge	Skill	Attitude
90.37	89.34	90.92



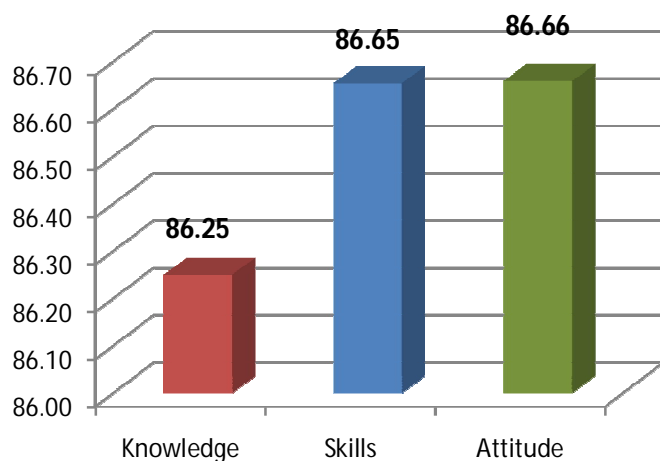
Employer Survey (2015-16)

Knowledge	Skills	Attitude
85.24	86.67	86.79

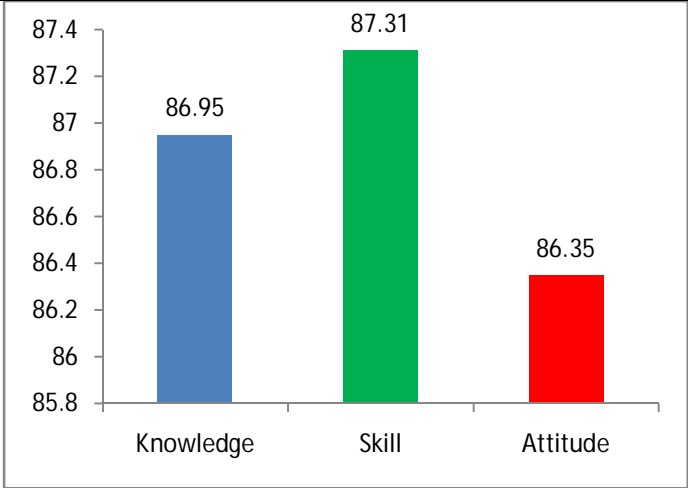
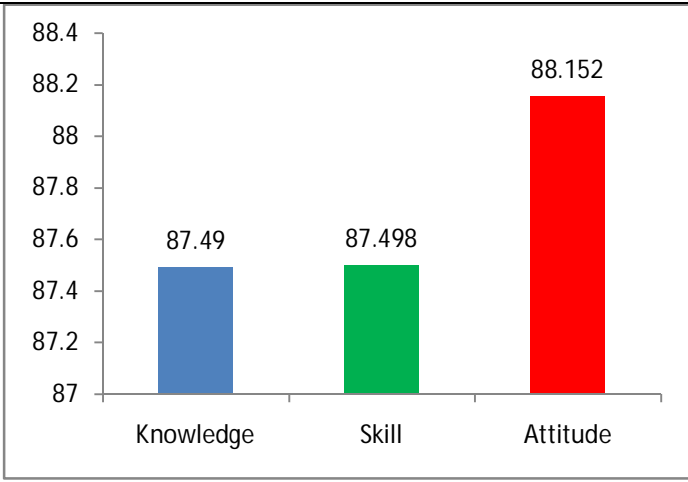


Summary (2015-16)

Knowledge	Skills	Attitude
86.25	86.65	86.66

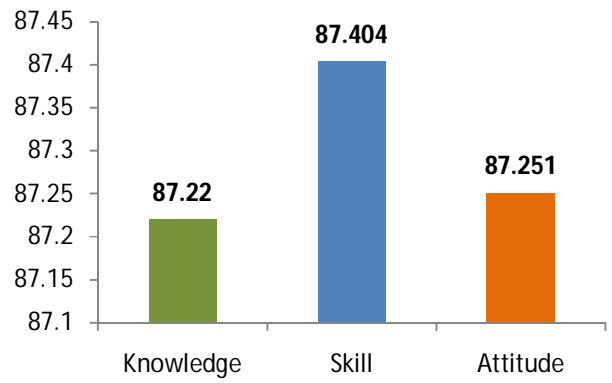


Mechanical Engineering:

<p><u>Alumni Survey (2015-16)</u></p> <p>Not Applicable</p>	<p>Not Applicable</p>														
<p><u>Student Exit Survey (2015-16)</u></p> <table border="1" data-bbox="188 584 671 696"> <thead> <tr> <th>Knowledge</th> <th>Skill</th> <th>Attitude</th> </tr> </thead> <tbody> <tr> <td>86.95</td> <td>87.31</td> <td>86.35</td> </tr> </tbody> </table>	Knowledge	Skill	Attitude	86.95	87.31	86.35	 <p>A bar chart with three bars representing Knowledge, Skill, and Attitude. The y-axis ranges from 85.8 to 87.4. The bars are colored blue, green, and red respectively. The values are 86.95 for Knowledge, 87.31 for Skill, and 86.35 for Attitude.</p> <table border="1"> <thead> <tr> <th>Category</th> <th>Score</th> </tr> </thead> <tbody> <tr> <td>Knowledge</td> <td>86.95</td> </tr> <tr> <td>Skill</td> <td>87.31</td> </tr> <tr> <td>Attitude</td> <td>86.35</td> </tr> </tbody> </table>	Category	Score	Knowledge	86.95	Skill	87.31	Attitude	86.35
Knowledge	Skill	Attitude													
86.95	87.31	86.35													
Category	Score														
Knowledge	86.95														
Skill	87.31														
Attitude	86.35														
<p><u>Faculty Survey (2015-16)</u></p> <table border="1" data-bbox="188 1122 655 1223"> <thead> <tr> <th>Knowledge</th> <th>Skill</th> <th>Attitude</th> </tr> </thead> <tbody> <tr> <td>87.49</td> <td>87.498</td> <td>88.152</td> </tr> </tbody> </table>	Knowledge	Skill	Attitude	87.49	87.498	88.152	 <p>A bar chart with three bars representing Knowledge, Skill, and Attitude. The y-axis ranges from 87 to 88.4. The bars are colored blue, green, and red respectively. The values are 87.49 for Knowledge, 87.498 for Skill, and 88.152 for Attitude.</p> <table border="1"> <thead> <tr> <th>Category</th> <th>Score</th> </tr> </thead> <tbody> <tr> <td>Knowledge</td> <td>87.49</td> </tr> <tr> <td>Skill</td> <td>87.498</td> </tr> <tr> <td>Attitude</td> <td>88.152</td> </tr> </tbody> </table>	Category	Score	Knowledge	87.49	Skill	87.498	Attitude	88.152
Knowledge	Skill	Attitude													
87.49	87.498	88.152													
Category	Score														
Knowledge	87.49														
Skill	87.498														
Attitude	88.152														
<p><u>Employer Survey (2015-16)</u></p> <p>Not Applicable</p>	<p>Not Applicable</p>														

Summary (2015-16)

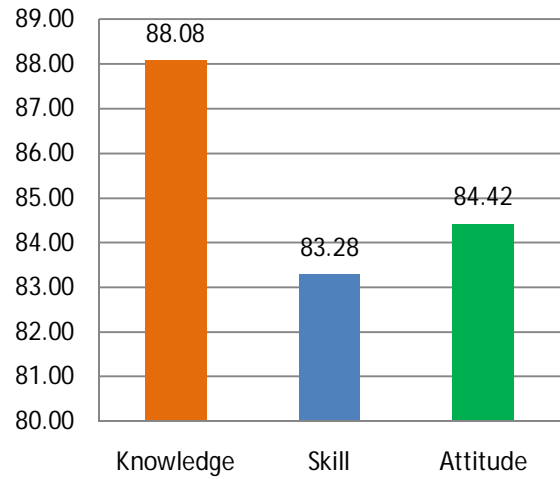
Knowledge	Skill	Attitude
87.22	87.404	87.251



Electronics and Communication Engineering:

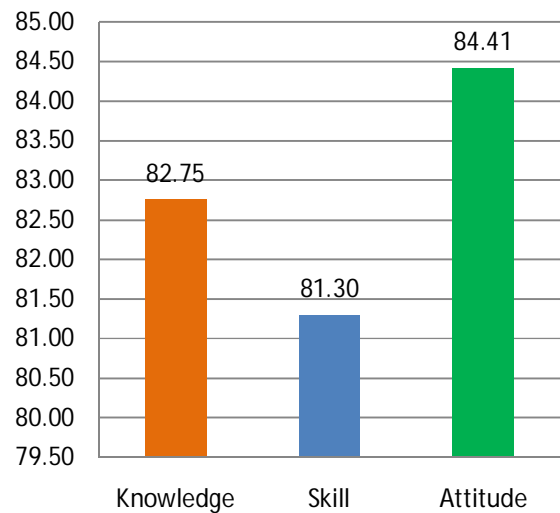
UG Alumni Survey 2015-16

Knowledge	Skill	Attitude
88.08	83.28	84.42



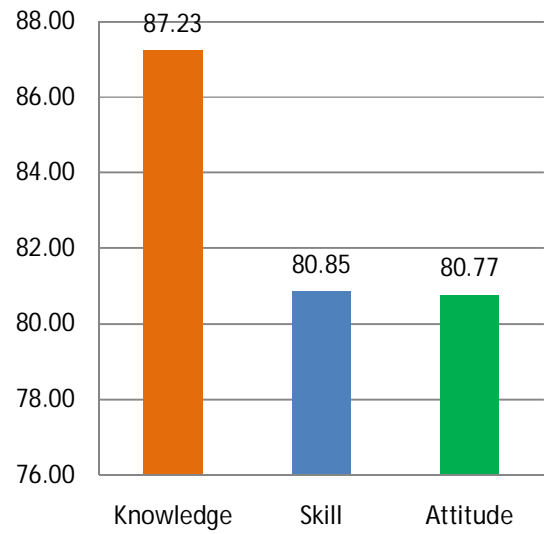
UG Student Exit Survey 2015-16

Knowledge	Skill	Attitude
82.75	81.30	84.41



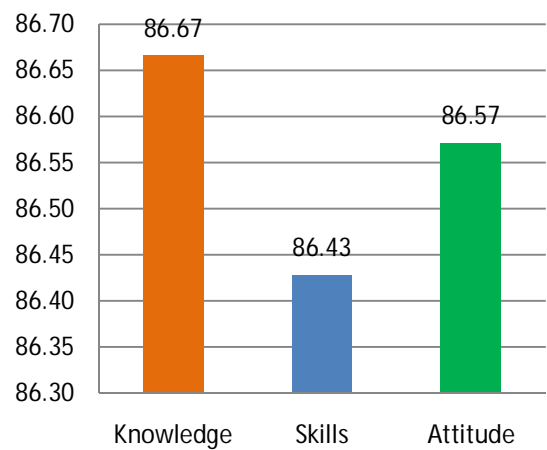
UG Faculty Survey 2015-16

Knowledge	Skill	Attitude
87.23	80.85	80.77



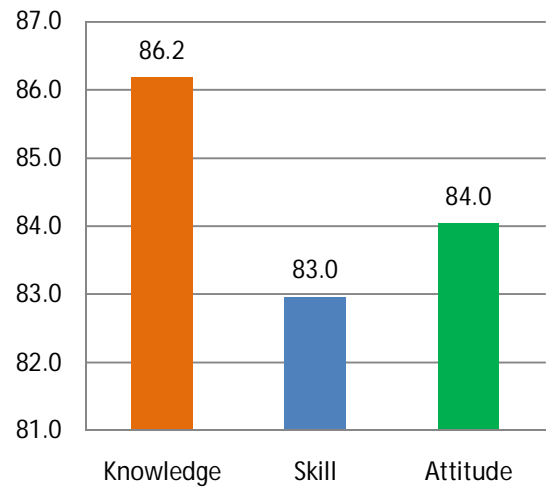
UG Employer Survey 2015-16

Knowledge	Skill	Attitude
86.7	86.4	86.6



UG Overall Survey 2015-16

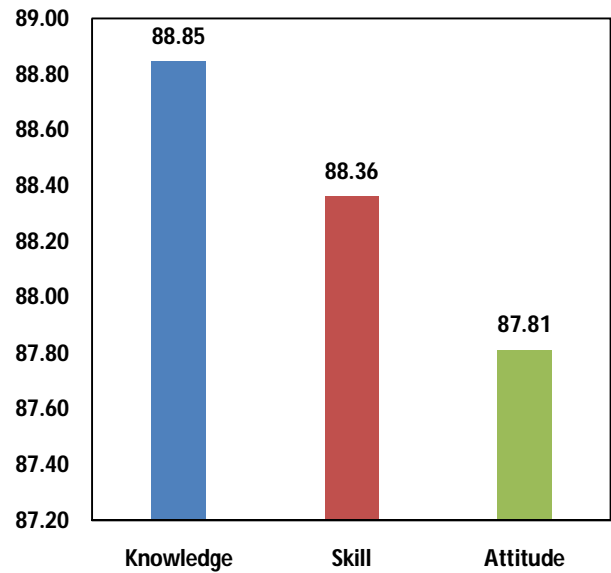
Knowledge	Skill	Attitude
86.2	83.0	84.0



Computer Science and Engineering:

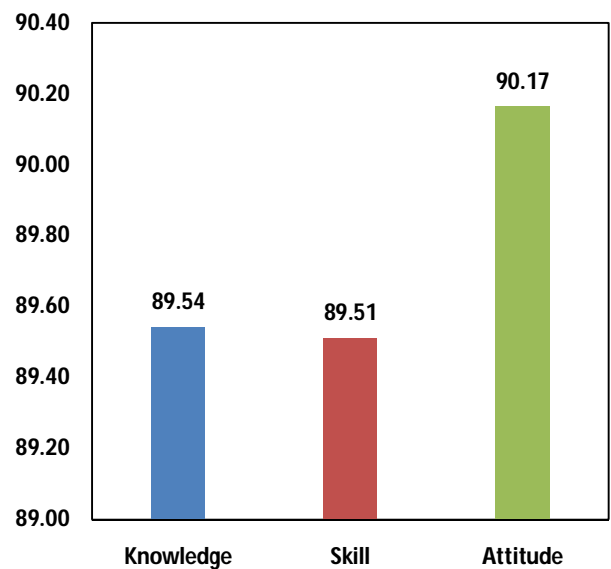
Alumni Survey (2015-16)

Knowledge	88.85
Skill	88.36
Attitude	87.81



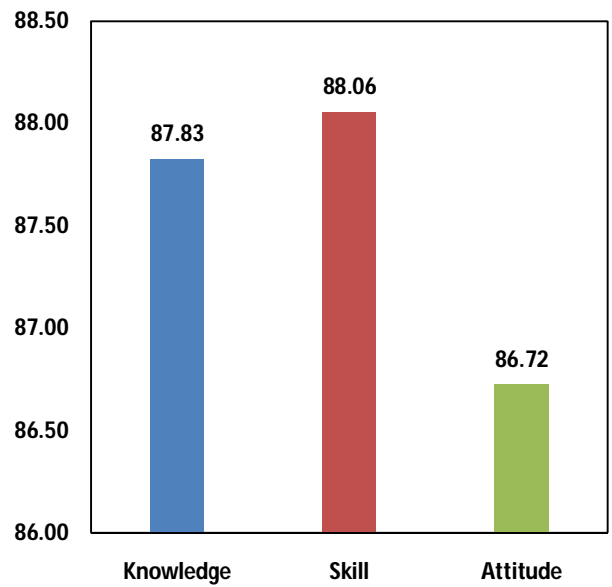
Student Survey (2015-16)

Knowledge	89.54
Skill	89.51
Attitude	90.17



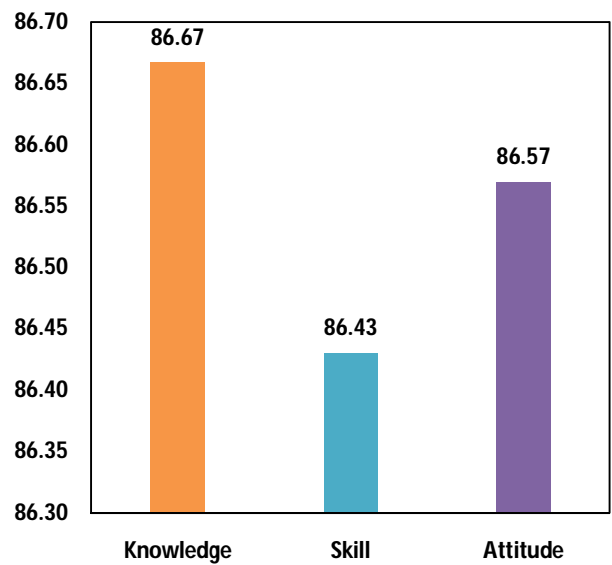
Faculty Survey (2015-16)

Knowledge	87.83
Skill	88.06
Attitude	86.72



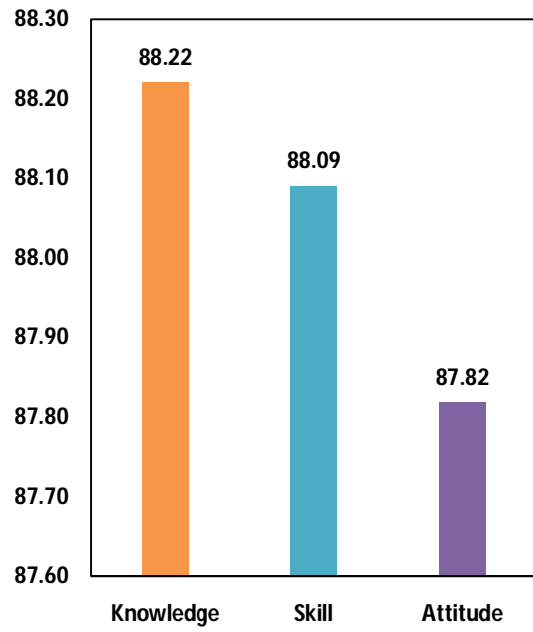
Employer Survey (2015-16)

Knowledge	86.67
Skill	86.43
Attitude	86.57



Summary(2015-16)

Knowledge	88.22
Skill	88.09
Attitude	87.82

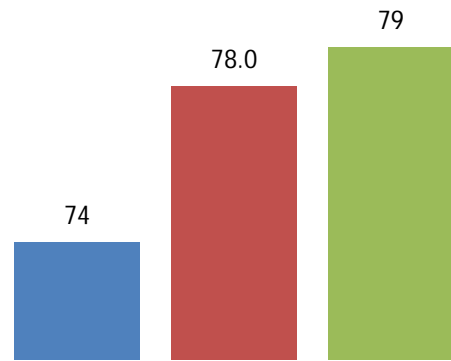


Electronics and Instrumentation Engineering:

Alumni Survey (2015-16)

Knowledge	Skill	Attitude
74	78	79

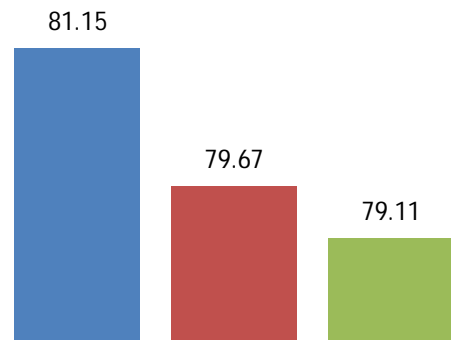
■ Average Knowledge ■ Average Skills
■ Average Attitude



Faculty Exit Survey (2015-16)

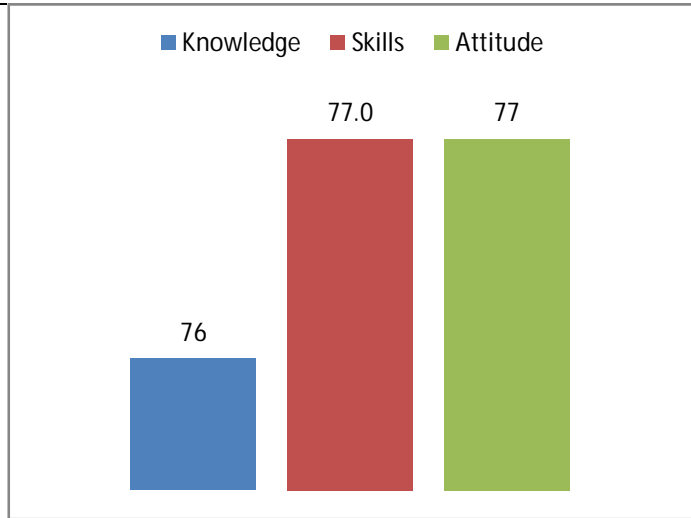
Knowledge	Skill	Attitude
81.15	79.67	79.11

■ Average Knowledge ■ Average Skills
■ Average Attitude



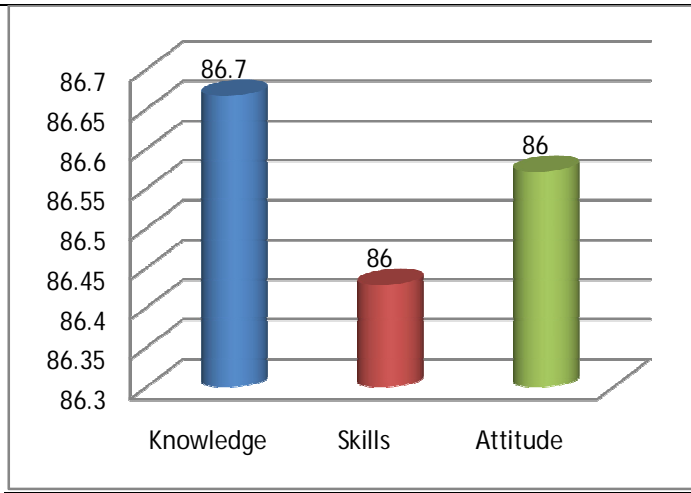
Student Survey (2015-16)

Knowledge	Skill	Attitude
76	77	77



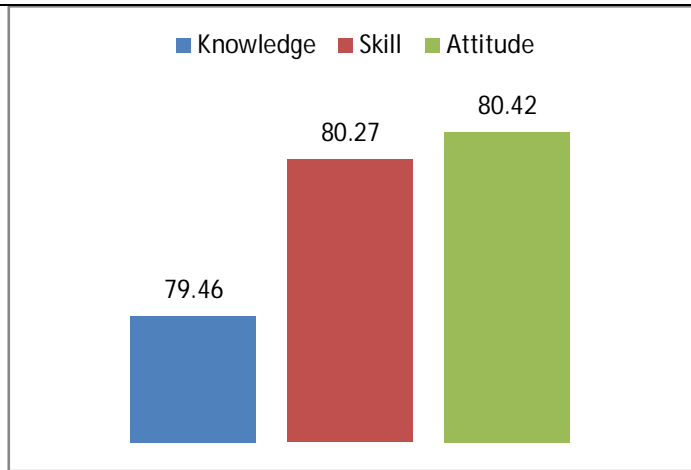
Employer Survey (2015-16)

Knowledge	Skill	Attitude
86	86	86



Summary (2015-16)

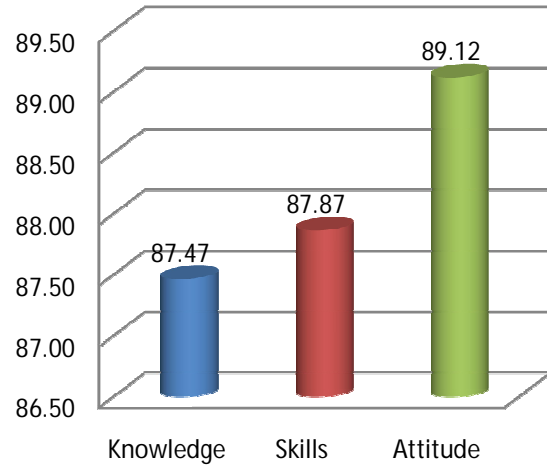
Knowledge	Skill	Attitude
79.46	80.27	80.42



Information Technology:

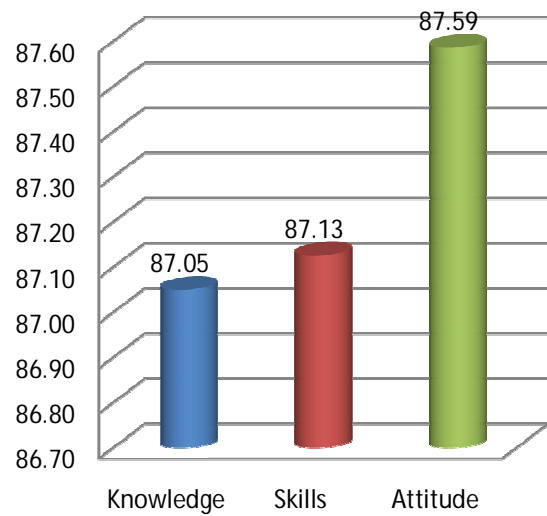
Alumni Survey (2015-16)

Knowledge	Skills	Attitude
87.47	87.87	89.12



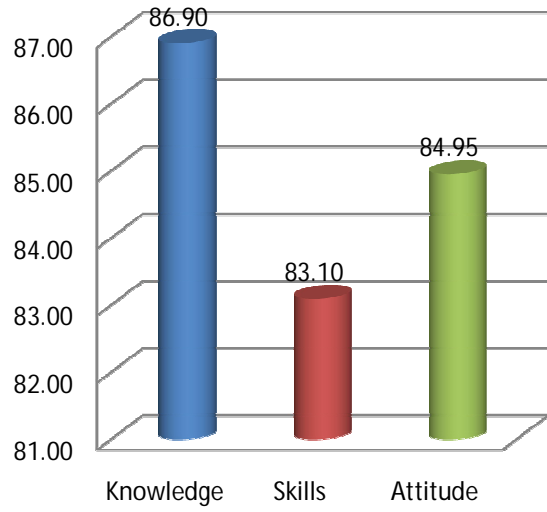
Student Exit Survey (2015-16)

Knowledge	Skills	Attitude
87.05	87.13	87.59



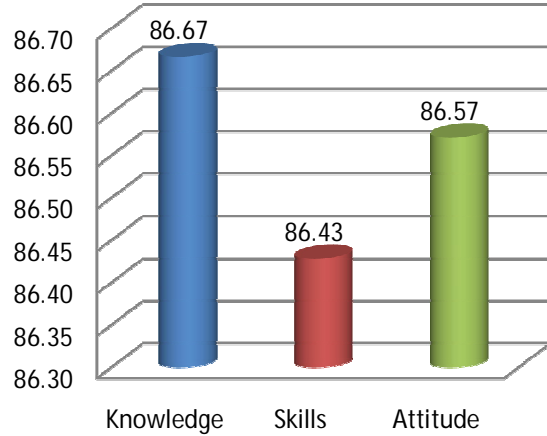
Faculty Survey (2015-16)

Knowledge	Skills	Attitude
86.90	83.10	84.95



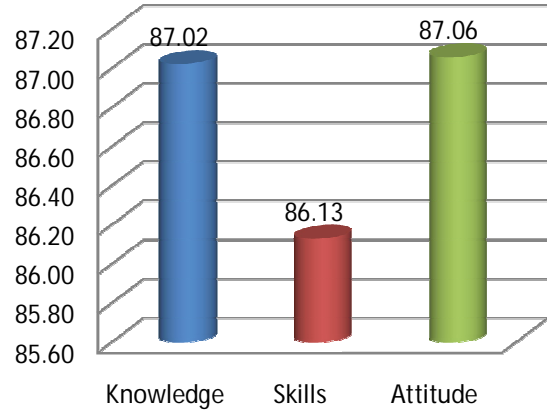
Employer Survey (2015-16)

Knowledge	Skills	Attitude
86.67	86.43	86.57



Summary (2015-16)

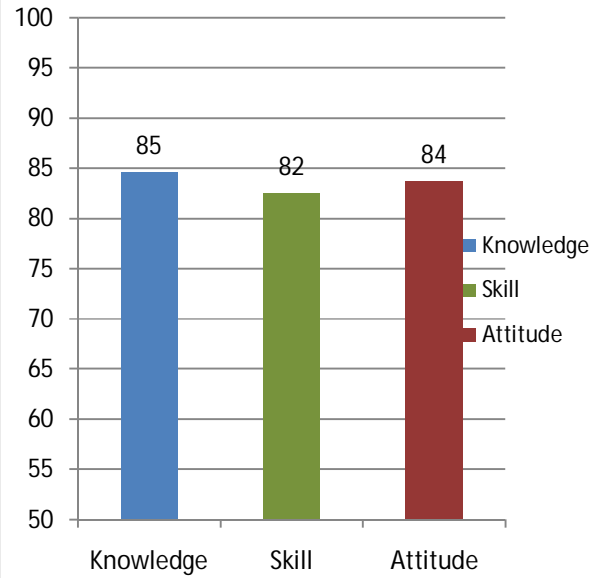
Knowledge	Skills	Attitude
87.02	86.13	87.06



Computer Science and System Engineering:

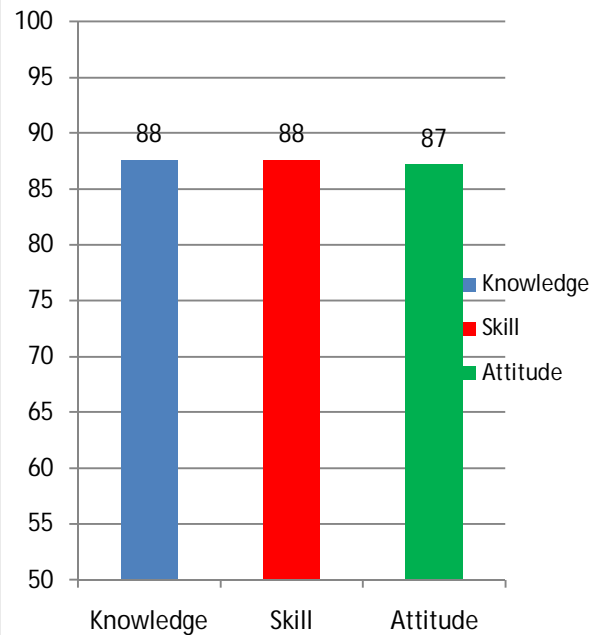
Alumni Survey (2015-16)

Knowledge	Skill	Attitude
85	82	84



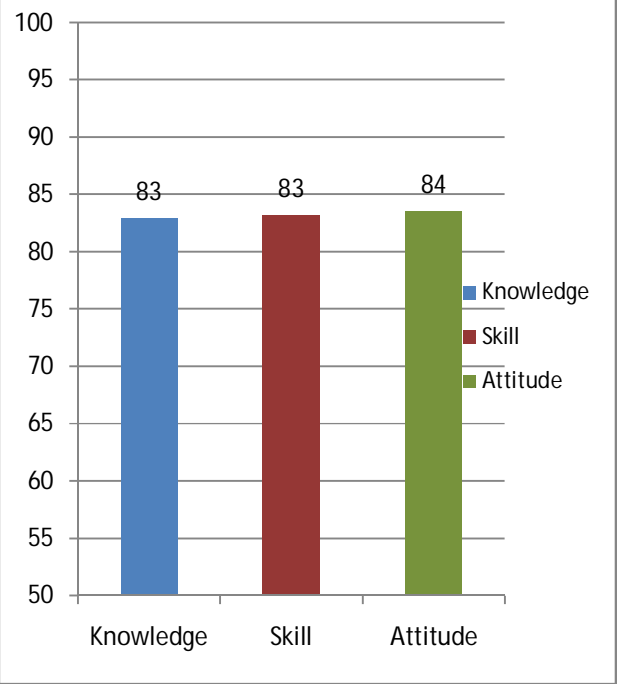
Student Exit Survey (2015-16)

Knowledge	Skill	Attitude
88	88	87



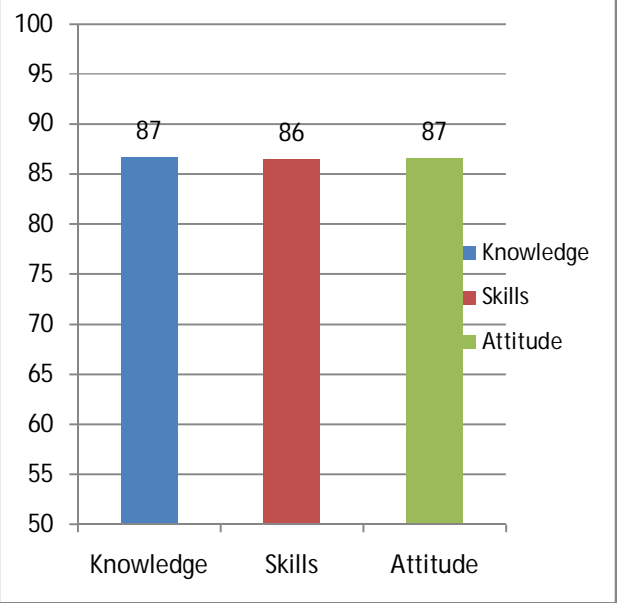
Faculty Survey (2015-16)

Knowledge	Skill	Attitude
83	83	84



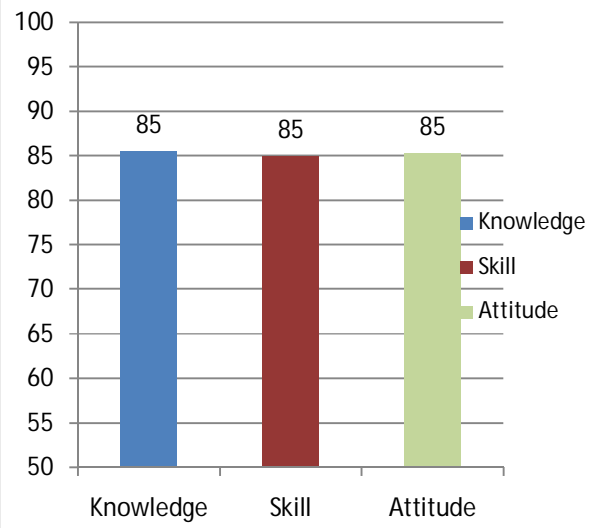
Employer Survey (2015-16)

Knowledge	Skills	Attitude
87	86	87



Summary (2015-16)

Knowledge	Skill	Attitude
85	85	85

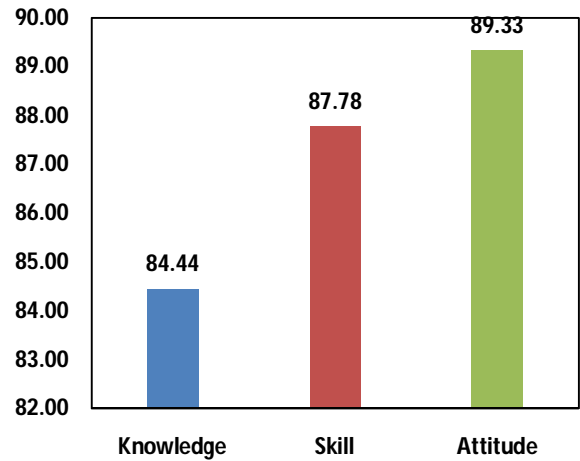


M. Tech. Programs

Computer Science:

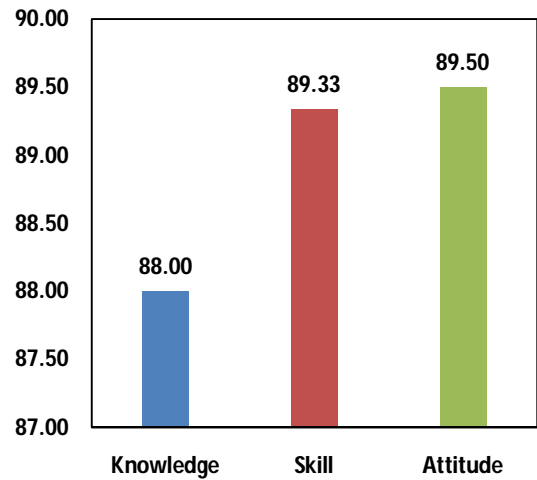
Alumni Survey (2015-16)

Knowledge	84.44
Skill	87.78
Attitude	89.33



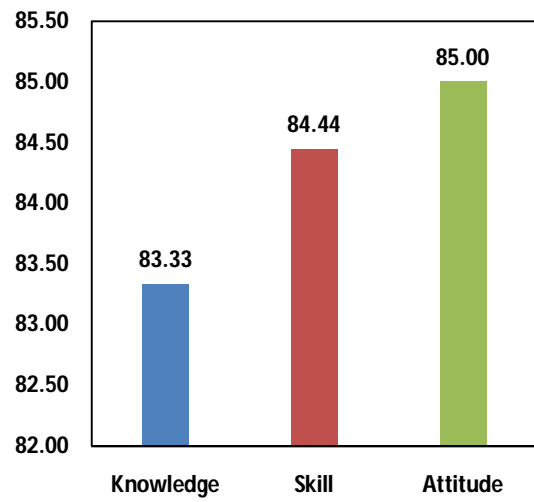
Student Survey (2015-16)

Knowledge	88.00
Skill	89.33
Attitude	89.50



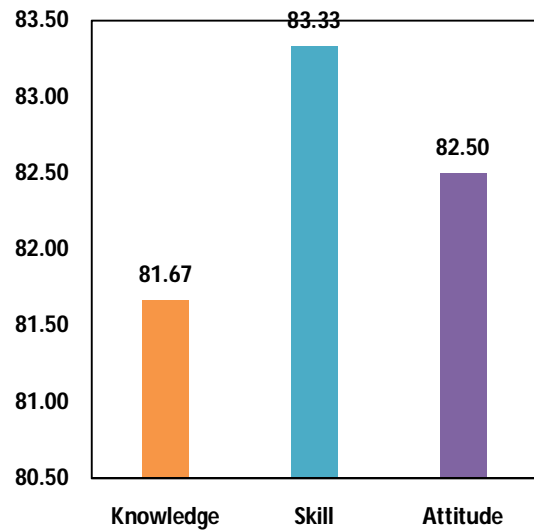
Faculty Survey (2015-16)

Knowledge	83.33
Skill	84.44
Attitude	85.00



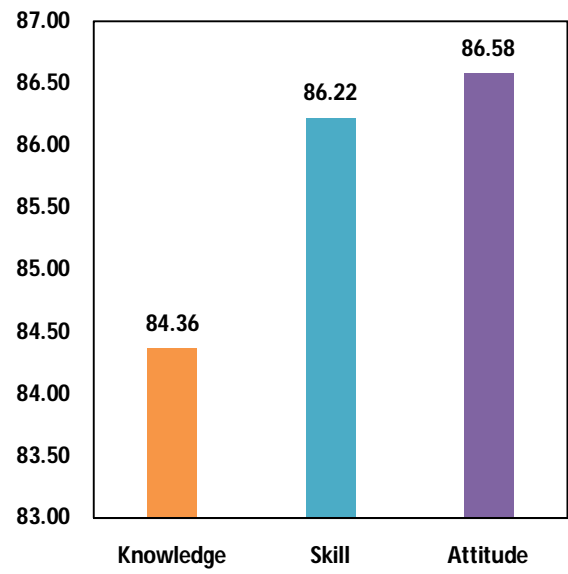
Employer Survey (2015-16)

Knowledge	81.67
Skill	83.33
Attitude	82.50



Summary (2015-16)

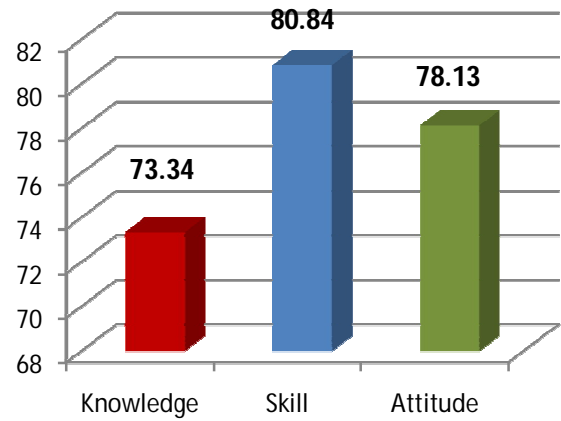
Knowledge	84.36
Skill	86.22
Attitude	86.58



Electrical Power Systems:

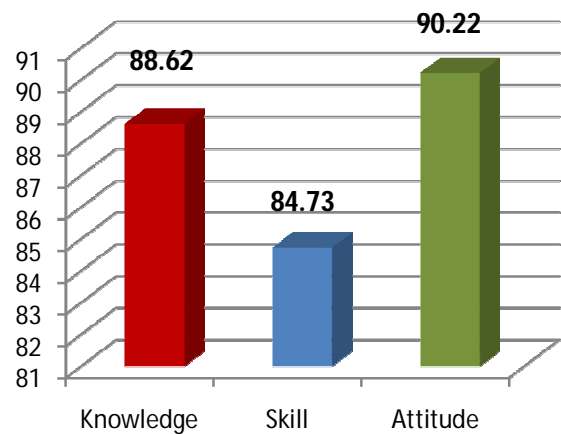
Alumni Survey (2015-16)

Knowledge	Skill	Attitude
73.34	80.84	78.13



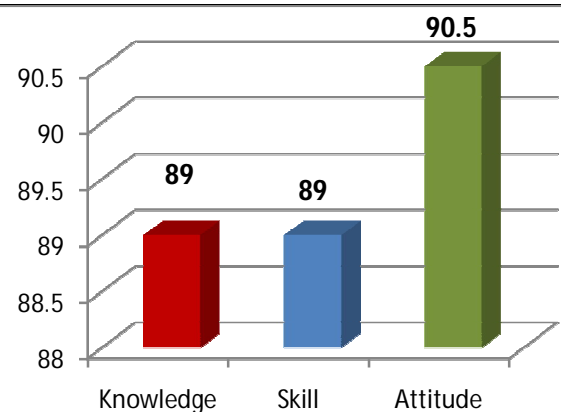
Student Exit Survey (2015-16)

Knowledge	Skill	Attitude
88.62	84.73	90.22



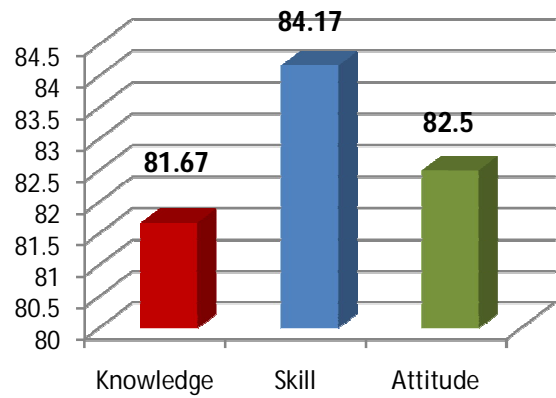
Faculty Survey (2015-16)

Knowledge	Skill	Attitude
89	89	90.5



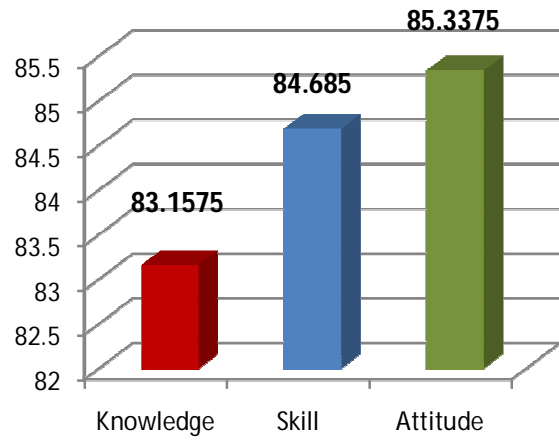
Employer Survey (2015-16)

Knowledge	Skill	Attitude
81.67	84.17	82.5



Summary (2015-16)

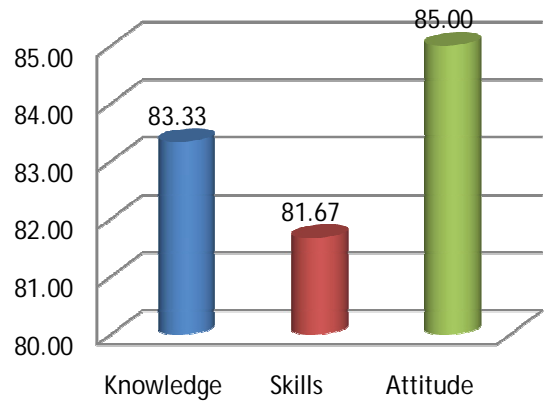
Knowledge	Skill	Attitude
83.1575	84.685	85.3375



Software Engineering:

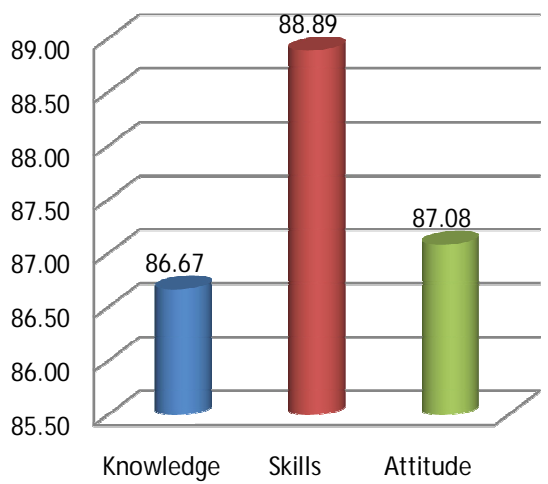
Alumni Survey (2015-16)

Knowledge	Skills	Attitude
83.33	81.67	85.00



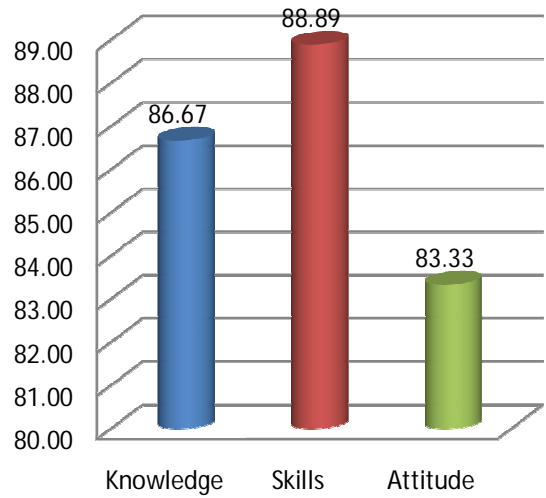
Student Exit Survey (2015-16)

Knowledge	Skills	Attitude
86.67	88.89	87.08



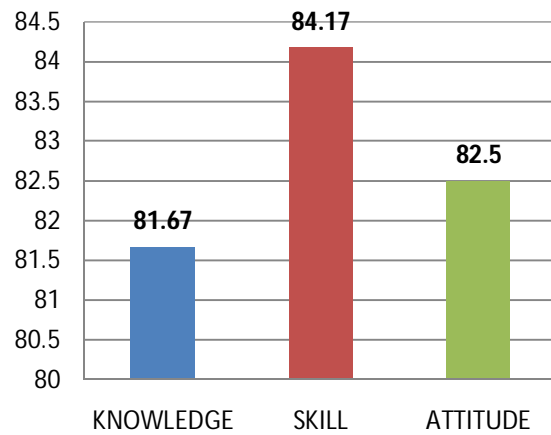
Faculty Survey (2015-16)

Knowledge	Skills	Attitude
86.67	88.89	83.33



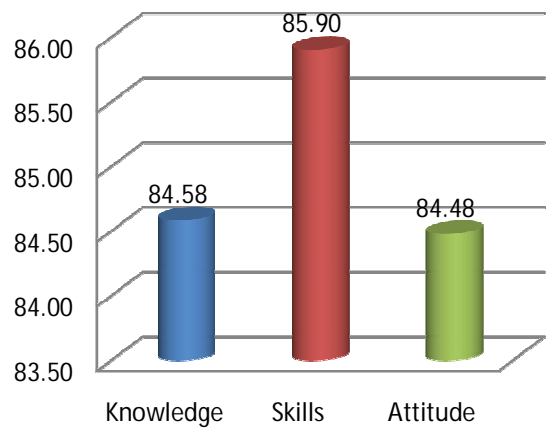
Employer Survey (2015-16)

Knowledge	Skills	Attitude
81.67	84.17	82.50

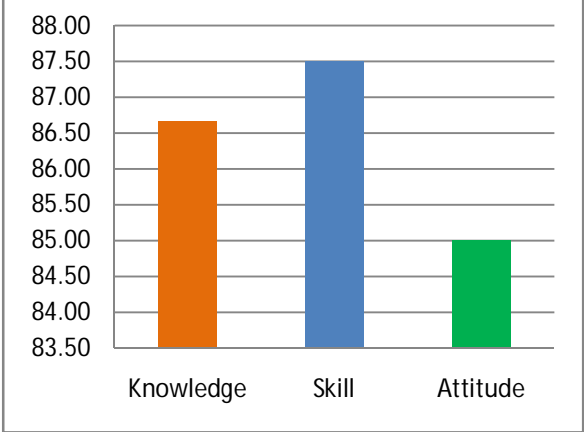
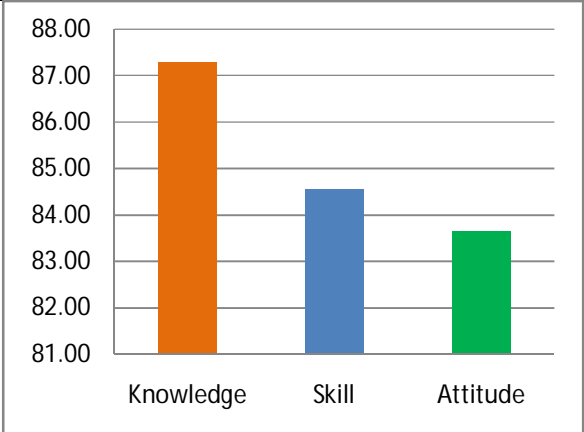
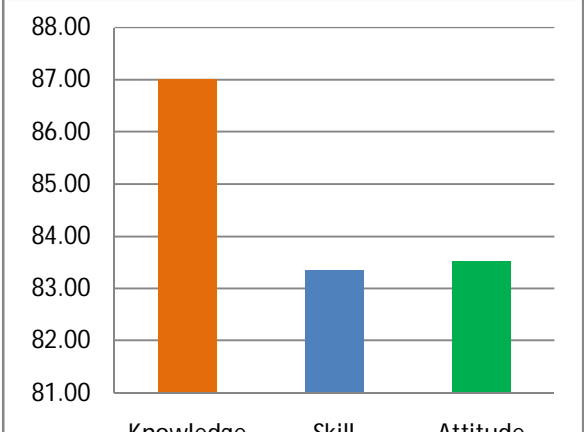


Summary (2015-16)

Knowledge	Skills	Attitude
84.58	85.90	84.48

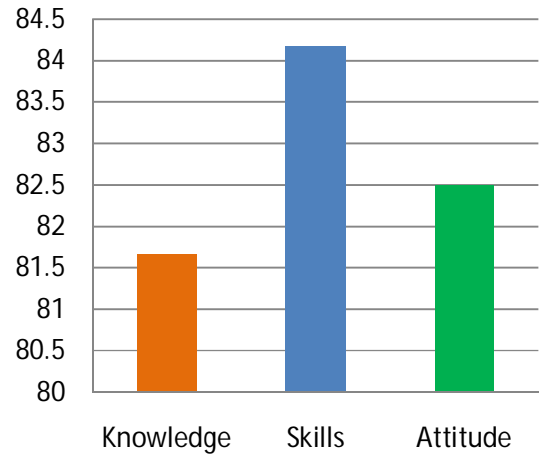


Digital Electronics and Communication Systems:

<p><u>PG (DECS) Alumni Survey 2015-16</u></p> <table border="1" data-bbox="185 517 820 611"> <thead> <tr> <th>Knowledge</th> <th>Skill</th> <th>Attitude</th> </tr> </thead> <tbody> <tr> <td>86.67</td> <td>87.50</td> <td>85.00</td> </tr> </tbody> </table>	Knowledge	Skill	Attitude	86.67	87.50	85.00	 <p>A bar chart with a vertical axis ranging from 83.50 to 88.00 in increments of 0.50. The horizontal axis lists three categories: Knowledge, Skill, and Attitude. The bars are colored orange, blue, and green respectively. The Knowledge bar reaches approximately 86.67, the Skill bar reaches 87.50, and the Attitude bar reaches 85.00.</p> <table border="1"> <thead> <tr> <th>Category</th> <th>Score</th> </tr> </thead> <tbody> <tr> <td>Knowledge</td> <td>86.67</td> </tr> <tr> <td>Skill</td> <td>87.50</td> </tr> <tr> <td>Attitude</td> <td>85.00</td> </tr> </tbody> </table>	Category	Score	Knowledge	86.67	Skill	87.50	Attitude	85.00
Knowledge	Skill	Attitude													
86.67	87.50	85.00													
Category	Score														
Knowledge	86.67														
Skill	87.50														
Attitude	85.00														
<p><u>PG (DECS) Student Exit Survey 2015-16</u></p> <table border="1" data-bbox="185 1003 820 1097"> <thead> <tr> <th>Knowledge</th> <th>Skill</th> <th>Attitude</th> </tr> </thead> <tbody> <tr> <td>87.27</td> <td>84.55</td> <td>83.64</td> </tr> </tbody> </table>	Knowledge	Skill	Attitude	87.27	84.55	83.64	 <p>A bar chart with a vertical axis ranging from 81.00 to 88.00 in increments of 1.00. The horizontal axis lists three categories: Knowledge, Skill, and Attitude. The bars are colored orange, blue, and green respectively. The Knowledge bar reaches approximately 87.27, the Skill bar reaches 84.55, and the Attitude bar reaches 83.64.</p> <table border="1"> <thead> <tr> <th>Category</th> <th>Score</th> </tr> </thead> <tbody> <tr> <td>Knowledge</td> <td>87.27</td> </tr> <tr> <td>Skill</td> <td>84.55</td> </tr> <tr> <td>Attitude</td> <td>83.64</td> </tr> </tbody> </table>	Category	Score	Knowledge	87.27	Skill	84.55	Attitude	83.64
Knowledge	Skill	Attitude													
87.27	84.55	83.64													
Category	Score														
Knowledge	87.27														
Skill	84.55														
Attitude	83.64														
<p><u>PG (DECS) Faculty Survey 2015-16</u></p> <table border="1" data-bbox="185 1496 820 1590"> <thead> <tr> <th>Knowledge</th> <th>Skill</th> <th>Attitude</th> </tr> </thead> <tbody> <tr> <td>87.00</td> <td>83.33</td> <td>83.50</td> </tr> </tbody> </table>	Knowledge	Skill	Attitude	87.00	83.33	83.50	 <p>A bar chart with a vertical axis ranging from 81.00 to 88.00 in increments of 1.00. The horizontal axis lists three categories: Knowledge, Skill, and Attitude. The bars are colored orange, blue, and green respectively. The Knowledge bar reaches 87.00, the Skill bar reaches 83.33, and the Attitude bar reaches 83.50.</p> <table border="1"> <thead> <tr> <th>Category</th> <th>Score</th> </tr> </thead> <tbody> <tr> <td>Knowledge</td> <td>87.00</td> </tr> <tr> <td>Skill</td> <td>83.33</td> </tr> <tr> <td>Attitude</td> <td>83.50</td> </tr> </tbody> </table>	Category	Score	Knowledge	87.00	Skill	83.33	Attitude	83.50
Knowledge	Skill	Attitude													
87.00	83.33	83.50													
Category	Score														
Knowledge	87.00														
Skill	83.33														
Attitude	83.50														

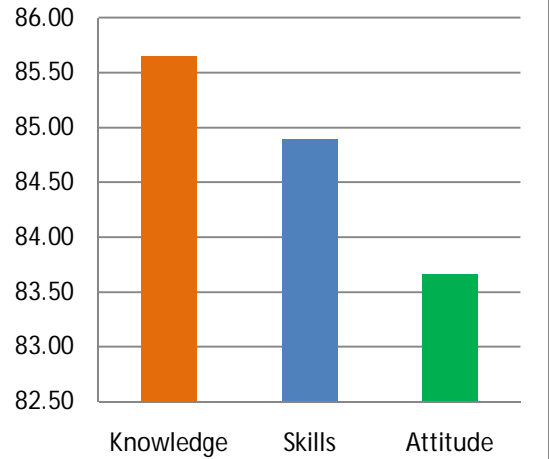
PG (DECS) Employer Survey 2015-16

Knowledge	Skills	Attitude
81.67	84.17	82.5

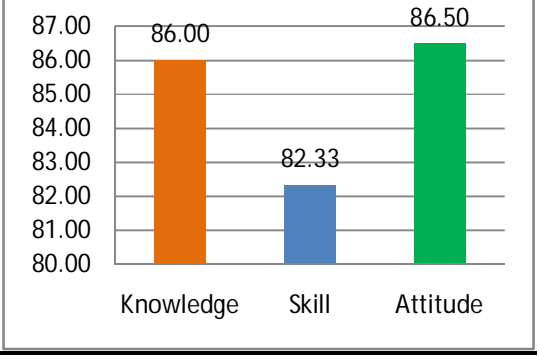
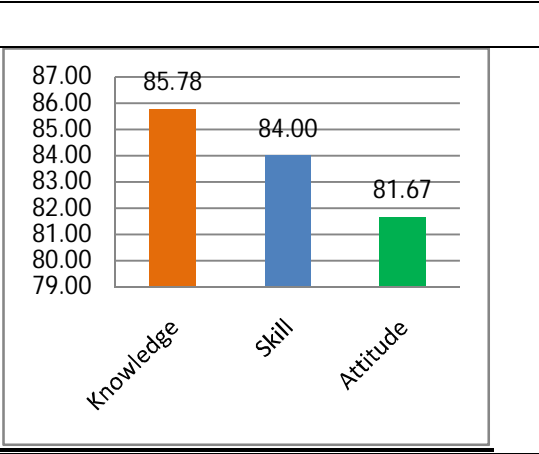
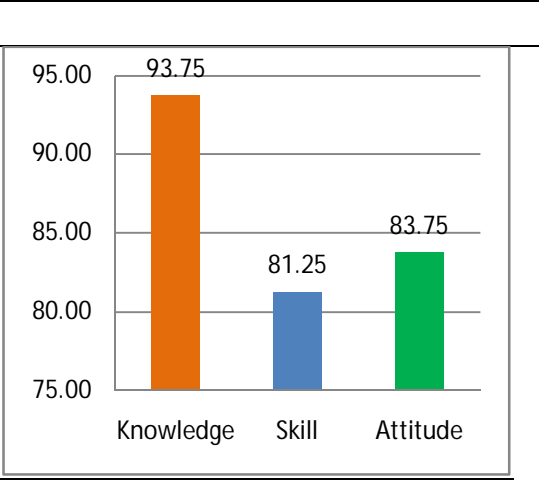


Summary of PG (DECS) Survey 2015-16

Knowledge	Skills	Attitude
85.65	84.89	83.66

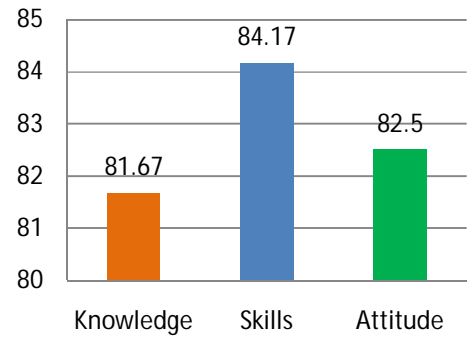


VLSI:

<p><u>PG (VLSI) Alumni Survey 2015-16</u></p> <table border="1" data-bbox="185 474 826 566"><thead><tr><th>Knowledge</th><th>Skill</th><th>Attitude</th></tr></thead><tbody><tr><td>86.00</td><td>82.33</td><td>86.50</td></tr></tbody></table>	Knowledge	Skill	Attitude	86.00	82.33	86.50	 <p>A bar chart with a vertical axis ranging from 80.00 to 87.00 in increments of 1.00. The horizontal axis lists three categories: Knowledge, Skill, and Attitude. The Knowledge bar is orange and reaches 86.00. The Skill bar is blue and reaches 82.33. The Attitude bar is green and reaches 86.50.</p> <table border="1"><thead><tr><th>Category</th><th>Score</th></tr></thead><tbody><tr><td>Knowledge</td><td>86.00</td></tr><tr><td>Skill</td><td>82.33</td></tr><tr><td>Attitude</td><td>86.50</td></tr></tbody></table>	Category	Score	Knowledge	86.00	Skill	82.33	Attitude	86.50
Knowledge	Skill	Attitude													
86.00	82.33	86.50													
Category	Score														
Knowledge	86.00														
Skill	82.33														
Attitude	86.50														
<p><u>PG (VLSI) Student Exit Survey 2015-16</u></p> <table border="1" data-bbox="185 878 826 969"><thead><tr><th>Knowledge</th><th>Skill</th><th>Attitude</th></tr></thead><tbody><tr><td>85.78</td><td>84.00</td><td>81.67</td></tr></tbody></table>	Knowledge	Skill	Attitude	85.78	84.00	81.67	 <p>A bar chart with a vertical axis ranging from 79.00 to 87.00 in increments of 1.00. The horizontal axis lists three categories: Knowledge, Skill, and Attitude. The Knowledge bar is orange and reaches 85.78. The Skill bar is blue and reaches 84.00. The Attitude bar is green and reaches 81.67.</p> <table border="1"><thead><tr><th>Category</th><th>Score</th></tr></thead><tbody><tr><td>Knowledge</td><td>85.78</td></tr><tr><td>Skill</td><td>84.00</td></tr><tr><td>Attitude</td><td>81.67</td></tr></tbody></table>	Category	Score	Knowledge	85.78	Skill	84.00	Attitude	81.67
Knowledge	Skill	Attitude													
85.78	84.00	81.67													
Category	Score														
Knowledge	85.78														
Skill	84.00														
Attitude	81.67														
<p><u>PG (VLSI) Faculty Survey 2015-16</u></p> <table border="1" data-bbox="185 1330 826 1422"><thead><tr><th>Knowledge</th><th>Skill</th><th>Attitude</th></tr></thead><tbody><tr><td>93.75</td><td>81.25</td><td>83.75</td></tr></tbody></table>	Knowledge	Skill	Attitude	93.75	81.25	83.75	 <p>A bar chart with a vertical axis ranging from 75.00 to 95.00 in increments of 5.00. The horizontal axis lists three categories: Knowledge, Skill, and Attitude. The Knowledge bar is orange and reaches 93.75. The Skill bar is blue and reaches 81.25. The Attitude bar is green and reaches 83.75.</p> <table border="1"><thead><tr><th>Category</th><th>Score</th></tr></thead><tbody><tr><td>Knowledge</td><td>93.75</td></tr><tr><td>Skill</td><td>81.25</td></tr><tr><td>Attitude</td><td>83.75</td></tr></tbody></table>	Category	Score	Knowledge	93.75	Skill	81.25	Attitude	83.75
Knowledge	Skill	Attitude													
93.75	81.25	83.75													
Category	Score														
Knowledge	93.75														
Skill	81.25														
Attitude	83.75														

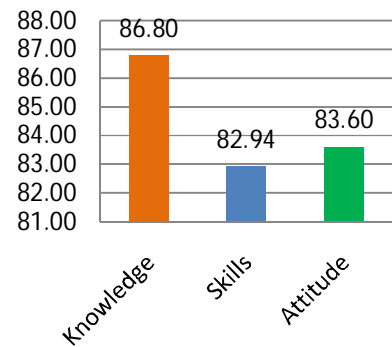
PG (VLSI) Employer Survey 2015-16

Knowledge	Skills	Attitude
81.67	84.17	82.5



Summary of PG (VLSI) Survey 2015-16

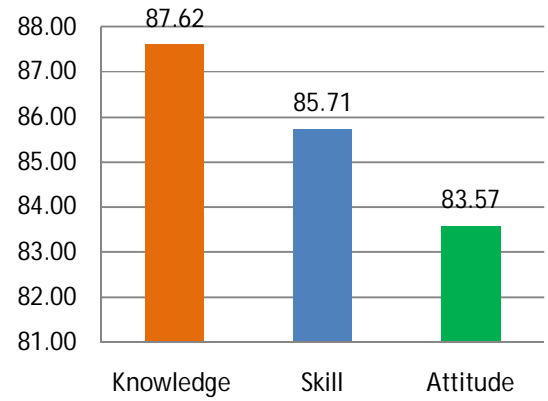
Knowledge	Skills	Attitude
86.80	82.94	83.60



Communication Systems:

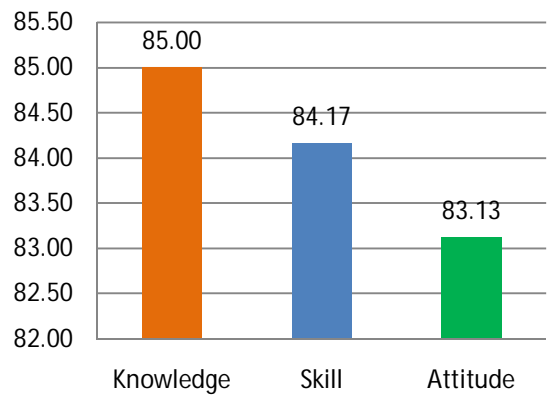
PG (CMS) Student Exit Survey - 2015-16

Knowledge	Skill	Attitude
87.62	85.71	83.57



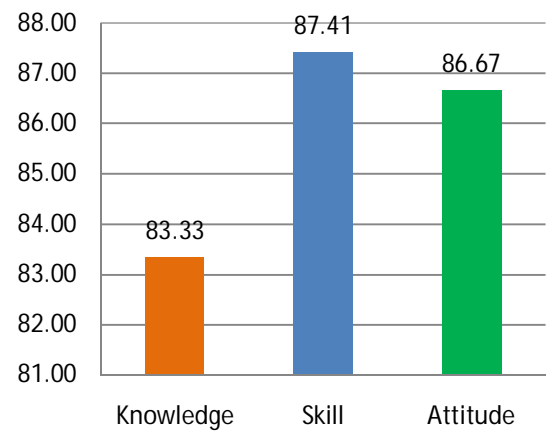
PG (CMS) Student Exit Survey - 2015-16

Knowledge	Skill	Attitude
85.00	84.17	83.13



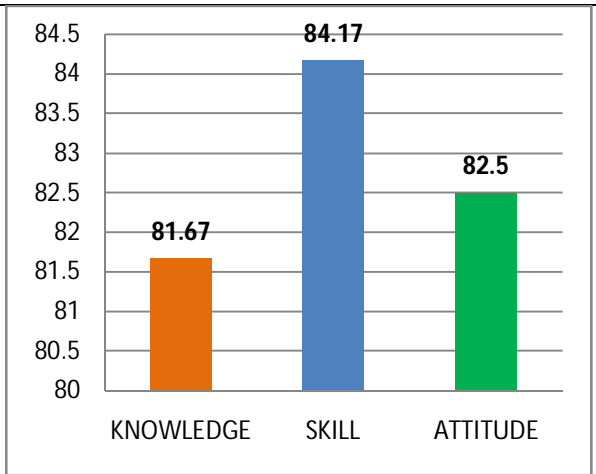
PG (CMS) Faculty Survey - 2015-16

Knowledge	Skill	Attitude
83.33	87.41	86.67



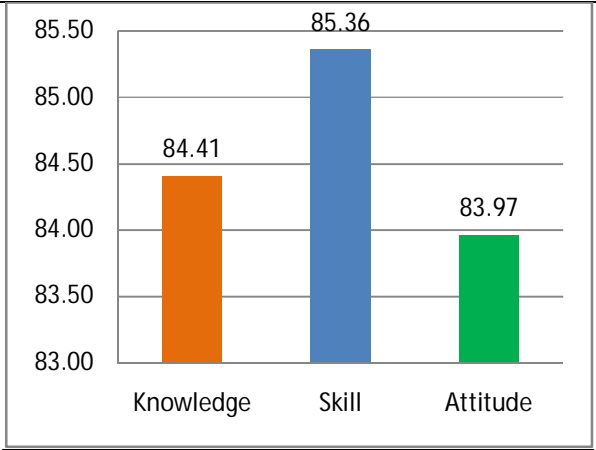
PG (CMS) Employer Survey - 2015-16

Knowledge	Skill	Attitude
81.67	84.17	82.5



Summary of PG (CMS) Surveys - 2015-16

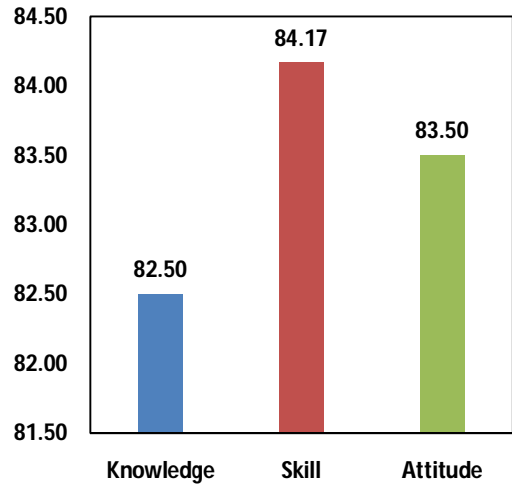
Knowledge	Skill	Attitude
84.41	85.36	83.97



Computer Networks and Information Security:

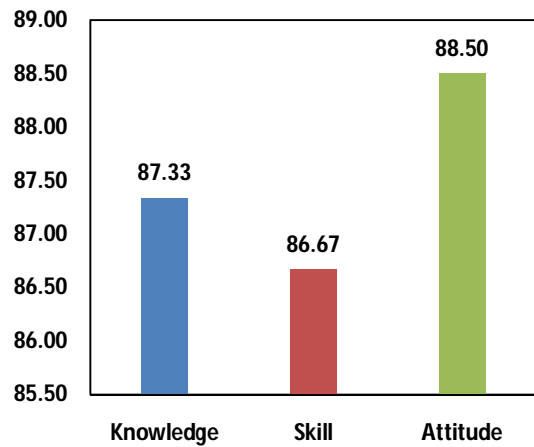
Alumni Survey (2015-16)

Knowledge	82.50
Skill	84.17
Attitude	83.50



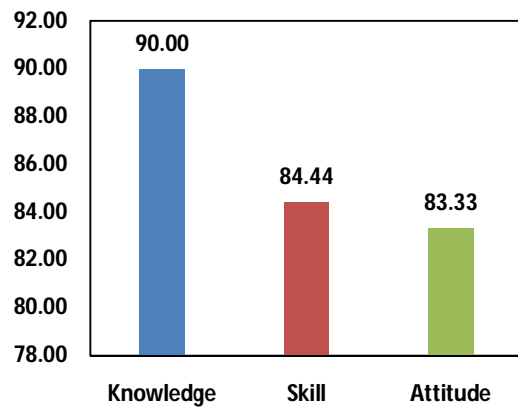
Student Survey (2015-16)

Knowledge	87.33
Skill	86.67
Attitude	88.50



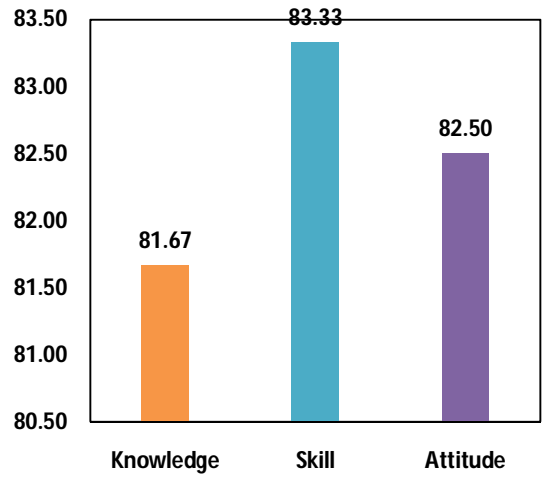
Faculty Survey (2015-16)

Knowledge	90.00
Skill	84.44
Attitude	83.33



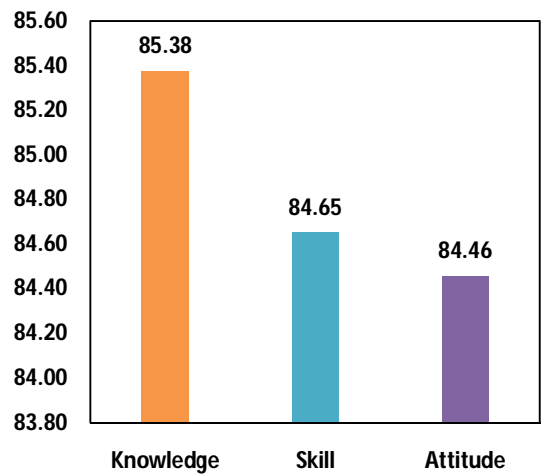
Employer Survey (2015-16)

Knowledge	81.67
Skill	83.33
Attitude	82.50



Summary (2015-16)

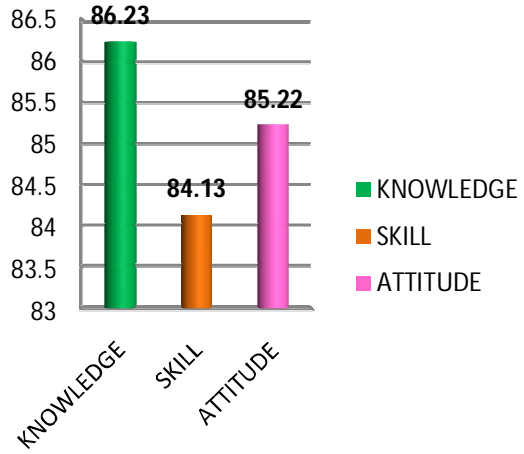
Knowledge	85.38
Skill	84.65
Attitude	84.46



MCA Program

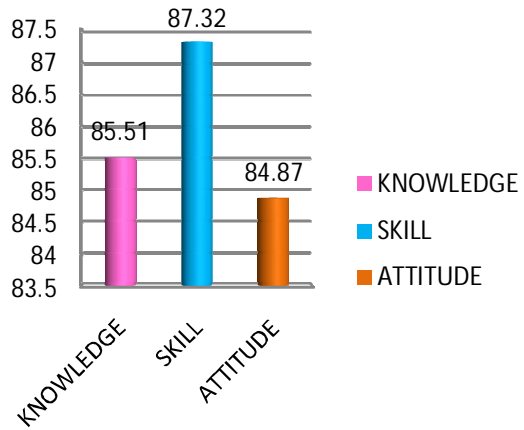
Alumni Survey (2015-16)

KNOWLEDGE	SKILL	ATTITUDE
86.23	84.13	85.22




Student Exit Survey (2015-16)

KNOWLEDGE	SKILL	ATTITUDE
85.51	87.32	84.87



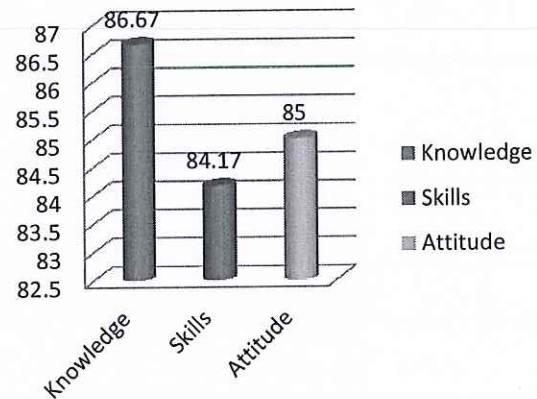
Faculty Survey (2015-16)

KNOWLEDGE	SKILL	ATTITUDE
85.5	84.17	85.2



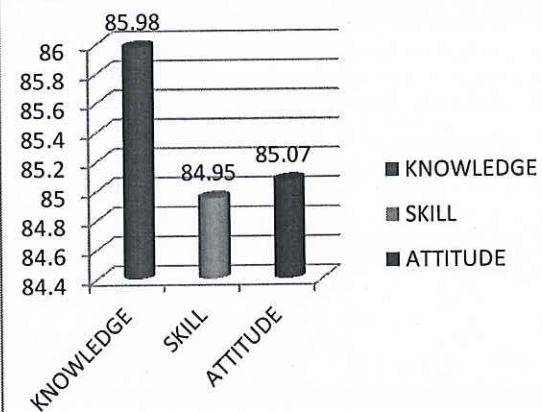
Employer Survey (2015-16)

KNOWLEDGE	SKILL	ATTITUDE
86.67	84.17	85



Summary (2015-16)

KNOWLEDGE	SKILL	ATTITUDE
85.98	84.95	85.07



P. C. Chelva
PRINCIPAL
SREE VIDYANIKETHAN ENGINEERING COLLEGE
(AUTONOMOUS)
 Sree Sainath Nagar, A. RANGAMPET
 Chittoor (Dist.) - 517 102, A.P., INDIA.