

Stakeholder Feedback Analysis Procedure

Feedback for curriculum improvement was taken from the following stake holders:

1. Alumni
2. Employer
3. Faculty members and
4. Students (Exit)

Feedback was taken online using Google forms. Frequency, Batches, Percentage of the respondents and Applicable regulations are indicated in the following tables:

1. B. Tech. batches from whom feedback was taken:

Year of taking feedback	Alumni Batch	Employer	Faculty	Students' Exit Batch	Applicable regulations
2012-2013	2010-11 Passed out batch	Employer who recruited these Alumni batches	Faculty who taught the courses of the program	2012-2013 Passed out batch	SVEC14

2. M. Tech. from whom feedback was taken:

Year of taking feedback	Alumni Batch	Employer	Faculty	Students' Exit Batch	Applicable regulations
2012-2013	2010-11 Passed out batch	Employer who recruited these Alumni batches	Faculty who taught the courses of the program	2012-2013 Passed out batch	SVEC14


3. MCA batches from whom feedback was taken:

Year of taking feedback	Alumni Batch	Employer	Faculty	Students' Exit Batch	Applicable regulations
2012-2013	2010-11 Passed out batch	Employer who recruited these Alumni batches	Faculty who taught the courses of the program	2012-2013 Passed out batch	SVEC14

4. Feedback methods and frequency:

Sl. No.	Stake Holder	Method	Frequency	% of respondents
1.	Employer	Surveys	Once / Year	30%
2.	Alumni		Once / Year	40%
3.	Faculty		Once / Year	100%
4.	Student		Once / Year	80%




PRINCIPAL
SREE VIDYANIKETHAN ENGINEERING COLLEGE
(AUTONOMOUS)
 Sree Sainath Nagar, A. RANGAMPET
 Chittoor (Dist.) - 517 102, A.P., INDIA.

Feedback Survey Forms

B. Tech. & MCA



SREE VIDYANIKETHAN ENGINEERING COLLEGE

Sree Sainath Nagar, A. Rangampet – 517 102.

ALUMNI SURVEY

Name :

Organization :

Program & Discipline:

Designation:

Year of Graduation:

Experience:

You are requested to peruse the program education objectives, program outcomes and curriculum for giving your prudent feedback on the following by marking (v) in the appropriate box.

Note: 1 is low and 5 is high

I. KNOWLEDGE

- i. The extent of knowledge of mathematics and basic sciences useful in your career exploration and progression.

1 2 3 4 5

- ii. Depth of core courses relevant to your professional aspiration.

1 2 3 4 5

- iii. The diversity of electives offered helped in expanding the breadth of knowledge.

1 2 3 4 5

II. SKILLS

The level of competence to

- a. Analyze complex engineering problems acquired during the program for providing solutions in your career.

1 2 3 4 5

- b. Design solutions, system components or processes for complex engineering problems to meet the specified needs

1 2 3 4 5

- c. synthesis of knowledge, design skills and analysis and interpretation of data to provide valid conclusions

1 2 3 4 5

d. The level of communication skills developed during the program useful in your profession.

1 2 3 4 5

III. APPLICATION

i. Competency to apply modern tools and technologies in your profession.

1 2 3 4 5

ii. The level of comfort in decision making and project management skills in your profession.

1 2 3 4 5

IV. ATTITUDE

i. Function effectively as an individual and as a member or leader in diverse teams

1 2 3 4 5

ii. Awareness to societal responsibilities relevant to the profession while providing solutions.

1 2 3 4 5

iii. Understanding of the impact of the professional engineering solutions in compliance to environmental consciousness

1 2 3 4 5

iv. Application of ethical principles and code in profession

1 2 3 4 5

v. Attitude to upgrade your skills and knowledge through quality improvement programs and higher education.

1 2 3 4 5

Suggestions for change of syllabus in the existing courses and inclusion of new courses/ technologies/ tools etc to be included in the curriculum:

Date:

Time:

Signature



SREE VIDYANIKETHAN ENGINEERING COLLEGE

Sree Sainath Nagar, A. Rangampet – 517 102.

EMPLOYER SURVEY

Name:

Organization:

Designation:

Experience:

You are requested to peruse the program education objectives, program outcomes, curriculum and quality of students recruited in your organization for giving your prudent feedback on the following by marking (√) in the appropriate box.

Note: 1 is low and 5 is high

I. KNOWLEDGE

- i. Program covers all the requisite knowledge content suitable for employment.

1 2 3 4 5

- ii. Broad curricular areas help the student in gaining knowledge for securing a job and subsequent progression.

1 2 3 4 5

- iii. Elective courses offered are contemporary enough to suit the needs of the organization.

1 2 3 4 5

II. SKILLS

- i. The standard of quality of skills to implement the project upon induction.

- a. Analysis of critical real time problems

1 2 3 4 5

- b. Design and development of systems, models and processes

1 2 3 4 5

- c. Problem solving abilities to arrive at feasible solutions

1 2 3 4 5

- ii. Curricular components – projects, seminars help the students in gaining skills to prepare project proposals and reports.

1 2 3 4 5

III. APPLICATION

- i. Recruitree's ability to apply their knowledge, skills and modern tools and software for appropriate solutions in the assigned project domain.

1 2 3 4 5

- ii. Applying managerial, administrative principles with financial literacy for successful project execution

1 2 3 4 5

IV. ATTITUDE

- i. The extent of individual skills and contribution to the Recruitree's team in the project.

1 2 3 4 5

- ii. Recruitree's sensitivity to social needs in bringing innovative proposal and ideas

1 2 3 4 5

- iii. Awareness to environmental issues, if any while implementing the project.

1 2 3 4 5

- iv. Commitment and ethical values of the Recruitree

1 2 3 4 5

- v. Recruitree shows enthusiasm to upgrade the skill set and knowledge for new assignments and professional development.

1 2 3 4 5

Suggestions for inclusion of new courses/ technologies/ tools etc to be included in the curriculum:

Date:

Time:

Signature



SREEVIDYANIKETHANENGINEERINGCOLLEGE
Sree Sainath Nagar, A. Rangampet – 517 102.
FACULTY SURVEY

Name:

Specialization:

Designation :

Area of expertise :

Department:

Experience:

You are requested to give your prudent feedback on the following by marking (√) in the appropriate box.

Note: 1 is low and 5 is high

I. KNOWLEDGE

i. Knowledge content – theoretical concepts and principles are balanced and proportionate.

1 2 3 4 5

ii. Knowledge content suits to the needs of quality of student intake.

1 2 3 4 5

II. SKILLS

Program/course has enough scope for developing skills among students for solving engineering problems such as

a. Analysis

1 2 3 4 5

b. Design and development of systems, software and processes

1 2 3 4 5

c. Problem solving skills.

1 2 3 4 5

d. Ability to prepare technical reports and communicate well in the course domain.

1 2 3 4 5

III. APPLICATION

i. Student level of competence to apply modern tools and technologies to solve the problems in the domain.

1 2 3 4 5

ii. Student possesses the capability to organize and implement a project.

1 2 3 4 5

IV. ATTITUDE

Student ability to

a. Work individually and in teams during the academic assignments

1 2 3 4 5

b. Prepare case studies in the domain and interdisciplinary areas with societal relevance

1 2 3 4 5

c. Awareness on environmental issues

1 2 3 4 5

d. Comprehend significance of ethical code and standards.

1 2 3 4 5

e. Take-up higher education and research for continuing education.

1 2 3 4 5

Suggestions for change of syllabus in the existing courses and inclusion of new courses/ technologies/ tools etc to be included in the curriculum:

Date:

Time:

Signature



SREE VIDYANIKETHAN ENGINEERING COLLEGE

Sree Sainath Nagar, A. Rangampet – 517 102.

STUDENT EXIT SURVEY

Name:

Department:

Roll Number:

Branch:

Year/Semester:

You are requested to give your prudent feedback on the following by marking (√) in the appropriate box.

Note: 1 is low and 5 is high

I. KNOWLEDGE

- i. Knowledge in the courses studied provides the depth for course progression and are relevant to career aspirations.

1 2 3 4 5

- ii. Teaching methods adopted help to acquire the knowledge.

1 2 3 4 5

- iii. The quality of teaching in linking the knowledge content to application.

1 2 3 4 5

II. SKILLS

Theory and Laboratory courses contain the content to develop

- a. skills to Analyze problems and cases in the course / program

1 2 3 4 5

- b. Design and development of systems and processes

1 2 3 4 5

- c. Problem solving skills in the domain.

1 2 3 4 5

- d. Skills in devising experiment protocols/reports and communicate well with the domain experts.

1 2 3 4 5

III. APPLICATION

i. Ability to apply new tools and software relevant to your laboratory sessions or in project work.

1 2 3 4 5

ii. Ability to write case studies relevant to the course domain.

1 2 3 4 5

IV. ATTITUDE

a. Ability to work individually and in a team in a lab session and executing a project.

1 2 3 4 5

b. Course content prepares you to plan solutions for societal needs.

1 2 3 4 5

c. Course content help you understand and create eco- friendly solutions

1 2 3 4 5

d. Awareness to ethical code and practice.

1 2 3 4 5

e. Courses/Program stimulates you to further acquire skills and knowledge in the domain.

1 2 3 4 5

Suggestions for change of syllabus in the existing courses and inclusion of new courses/ technologies/ tools etc to be included in the curriculum:

Date:

Time:

Signature

Feedback Survey Forms

M. Tech.



SREE VIDYANIKETHAN ENGINEERING COLLEGE

Sree Sainath Nagar, A. Rangampet – 517 102.

ALUMNI SURVEY

Name :

Organization :

Program & Discipline:

Designation:

Year of Graduation:

Experience:

You are requested to peruse the program education objectives, program outcomes and curriculum for giving your prudent feedback on the following by marking (v) in the appropriate box.

Note: 1 is low and 5 is high

I. KNOWLEDGE

- i. The extent of advanced knowledge of discipline useful in your career exploration and progression.

1 2 3 4 5

- ii. Depth of core courses relevant to your professional aspiration.

1 2 3 4 5

- iii. The diversity of electives offered helped in expanding the breadth of knowledge.

1 2 3 4 5

II. SKILLS

The level of competence to

- a. Analyze complex engineering problems acquired during the program for providing solutions in your career.

1 2 3 4 5

- b. Conceptualize and provide solutions for complex engineering problems to meet the diverse needs

1 2 3 4 5

- c. synthesis of knowledge, design skills and analysis and interpretation of data to undertake innovative research

1 2 3 4 5

d. The level of communication skills developed during the program useful in your profession.

1 2 3 4 5

III. APPLICATION

i. Competency to apply modern tools and technologies in your profession.

1 2 3 4 5

ii. The level of comfort in decision making and project management skills in your profession.

1 2 3 4 5

IV. ATTITUDE

i. Function effectively as an individual and as a member or leader in diverse teams

1 2 3 4 5

ii. Awareness to societal responsibilities relevant to the profession while providing solutions with ethical compliances.

1 2 3 4 5

iii. Attitude to upgrade your skills and knowledge through quality improvement programs and higher education.

1 2 3 4 5

iv. Ability to introspect through independent learning and self development

1 2 3 4 5

Suggestions for change of syllabus in the existing courses and inclusion of new courses/ technologies/ tools etc to be included in the curriculum:

Date:

Time:

Signature



SREE VIDYANIKETHAN ENGINEERING COLLEGE

Sree Sainath Nagar, A. Rangampet – 517 102.

EMPLOYER SURVEY

Name:

Organization:

Designation:

Experience :

You are requested to peruse the program education objectives, program outcomes, curriculum and quality of students recruited in your organization for giving your prudent feedback on the following by marking (✓) in the appropriate box.

Note: 1 is low and 5 is high

I. KNOWLEDGE

- i. Program covers all the requisite knowledge content suitable for employment.

1 2 3 4 5

- ii. Broad curricular areas help the student in gaining knowledge for securing a job and subsequent progression.

1 2 3 4 5

- iii. Elective courses offered are contemporary enough to suit the needs of the organization.

1 2 3 4 5

II. SKILLS

- i. The standard of quality of skills to implement the project upon induction.

- a. Analysis of critical real time problems

1 2 3 4 5

- b. Problem solving abilities to arrive at feasible solutions

1 2 3 4 5

- c. Research skills in design and development of systems, models and processes

1 2 3 4 5

- ii. Curricular components – projects, seminars help the students in gaining skills to prepare project proposals and reports.

1 2 3 4 5

III. APPLICATION

- i. Recruitree's ability to apply their knowledge, skills and modern tools and software for appropriate solutions in the assigned project domain.

1 2 3 4 5

- ii. Applying managerial, administrative principles with financial literacy for successful project execution

1 2 3 4 5

IV. ATTITUDE

- i. The extent of individual skills and contribution to the Recruitree's team in the project.

1 2 3 4 5

- ii. Recruitree's sensitivity to social needs in bringing innovative proposal and ideas in the ambit of ethical code

1 2 3 4 5

- iii. Commitment of the Recruitree for self learning and development

1 2 3 4 5

- iv. Recruitree shows enthusiasm to upgrade the skill set and knowledge for new assignments and professional development.

1 2 3 4 5

Suggestions for inclusion of new courses/ technologies/ tools etc to be included in the curriculum:

Date:

Time:

Signature



SREEVIDYANIKETHANENGINEERINGCOLLEGE

Sree Sainath Nagar, A. Rangampet – 517 102.

FACULTY SURVEY

Name:

Specialization:

Designation :

Area of expertise :

Department:

Experience:

You are requested to give your prudent feedback on the following by marking (v) in the appropriate box.

Note: 1 is low and 5 is high

I. KNOWLEDGE

- i. Knowledge content – theoretical concepts and principles are balanced and proportionate.

1 2 3 4 5

- ii. Knowledge content suits to the needs of quality of student intake.

1 2 3 4 5

II. SKILLS

Program/course has enough scope for developing skills among students for solving engineering problems such as

- a. Critical Analysis

1 2 3 4 5

- b. Problem solving skills

1 2 3 4 5

- c. Literature survey, identification of appropriate research tools and techniques

1 2 3 4 5

- d. Ability to prepare technical reports and communicate well in the course domain.

1 2 3 4 5

III. APPLICATION

i. Student level of competence to apply modern tools and technologies to solve the problems in the domain.

1 2 3 4 5

ii. Student possesses the capability to organize and implement a project.

1 2 3 4 5

IV. ATTITUDE

Student ability to

a. Work individually and in teams during the academic assignments

1 2 3 4 5

b. Prepare case studies in the domain and interdisciplinary areas with societal relevance and awareness to ethical code

1 2 3 4 5

c. Take-up higher education and research for continuing education.

1 2 3 4 5

d. Student's ability to introspect through independent learning and self development

1 2 3 4 5

Suggestions for change of syllabus in the existing courses and inclusion of new courses/ technologies/ tools etc to be included in the curriculum:

Date:

Time:

Signature



SREEVIDYANIKETHANENGINEERINGCOLLEGE

Sree Sainath Nagar, A. Rangampet – 517 102.

STUDENT EXIT SURVEY

Name:

Department:

Roll Number:

Branch:

Year/Semester:

You are requested to give your prudent feedback on the following by marking (✓) in the appropriate box.

Note: 1 is low and 5 is high

I. KNOWLEDGE

- i. Knowledge in the courses studied provides the depth for course progression and are relevant to career aspirations.

1 2 3 4 5

- ii. Teaching methods adopted help to acquire the knowledge.

1 2 3 4 5

- iii. The quality of teaching in linking the knowledge content to application.

1 2 3 4 5

II. SKILLS

- i. Theory and Laboratory courses contain the content to develop

- a. skills to Analyze problems and cases in the course / program

1 2 3 4 5

- b. Problem solving skills in the domain.

1 2 3 4 5

- c. Research skills for design and development of systems and processes for innovative solutions

1 2 3 4 5

- d. Skills in devising experiment protocols/reports and communicate well with the domain experts.

1 2 3 4 5

III. APPLICATION

- i. Ability to apply new tools and software relevant to your laboratory sessions or in project work.

1 2 3 4 5

- ii. Ability to write case studies and research papers relevant to the course domain.

1 2 3 4 5

IV. ATTITUDE

- a. Ability to work individually and in a team in a lab session and executing a project.

1 2 3 4 5

- b. Course content prepares you to plan solutions for societal needs complying with ethical code.

1 2 3 4 5

- c. Ability to self learning and development

1 2 3 4 5

- d. Courses/Program stimulates you to further acquire skills and knowledge in the domain.

1 2 3 4 5

Suggestions for change of syllabus in the existing courses and inclusion of new courses/ technologies/ tools etc to be included in the curriculum:

Date:

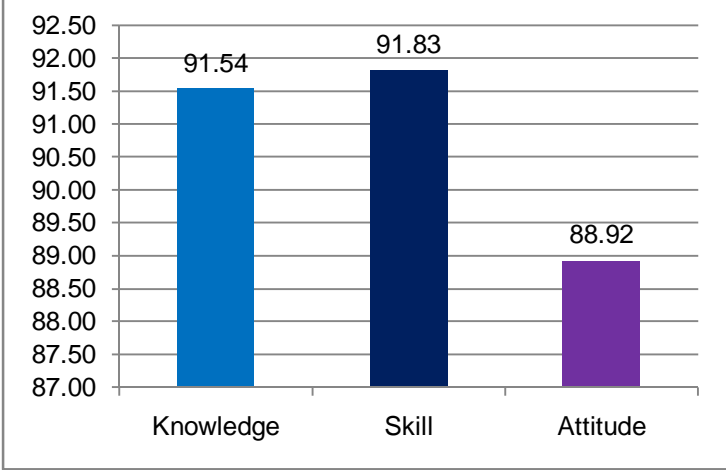
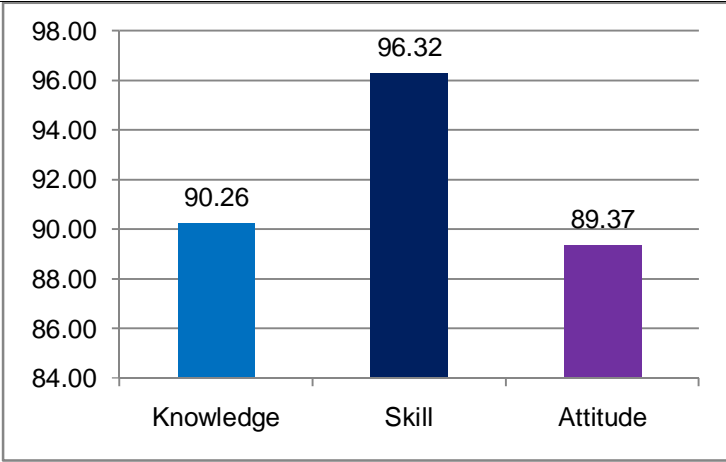
Time:

Signature

Stakeholders' Feedback Analysis Reports

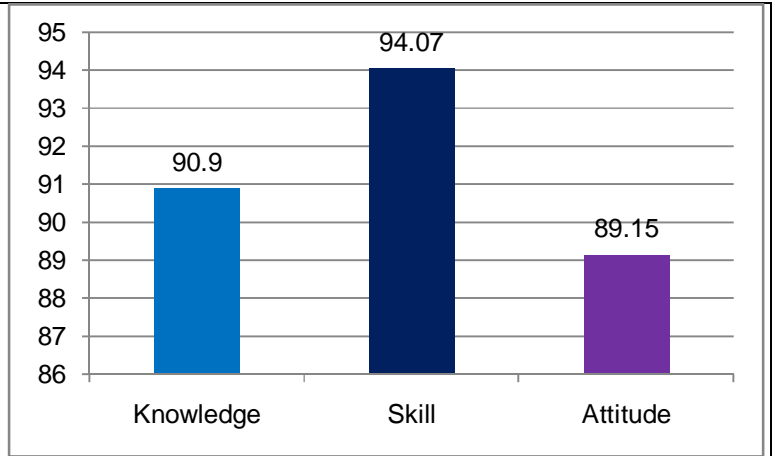
B. Tech. Programs 2012-13

Civil Engineering:

<p><u>Alumni Survey (2012-13)</u></p> <p>Not Applicable</p>	<p>Not Applicable</p>														
<p><u>Student Exit Survey (2012-13)</u></p> <table border="1" data-bbox="185 842 663 913"> <thead> <tr> <th>Knowledge</th> <th>Skill</th> <th>Attitude</th> </tr> </thead> <tbody> <tr> <td>91.54</td> <td>91.83</td> <td>88.92</td> </tr> </tbody> </table>	Knowledge	Skill	Attitude	91.54	91.83	88.92	 <p>A bar chart with a vertical axis ranging from 87.00 to 92.50 in increments of 0.50. The horizontal axis lists three categories: Knowledge, Skill, and Attitude. The bars are colored blue, dark blue, and purple respectively. The values are labeled above each bar: Knowledge is 91.54, Skill is 91.83, and Attitude is 88.92.</p> <table border="1"> <thead> <tr> <th>Category</th> <th>Score</th> </tr> </thead> <tbody> <tr> <td>Knowledge</td> <td>91.54</td> </tr> <tr> <td>Skill</td> <td>91.83</td> </tr> <tr> <td>Attitude</td> <td>88.92</td> </tr> </tbody> </table>	Category	Score	Knowledge	91.54	Skill	91.83	Attitude	88.92
Knowledge	Skill	Attitude													
91.54	91.83	88.92													
Category	Score														
Knowledge	91.54														
Skill	91.83														
Attitude	88.92														
<p><u>Faculty Survey (2012-13)</u></p> <table border="1" data-bbox="185 1352 663 1424"> <thead> <tr> <th>Knowledge</th> <th>Skill</th> <th>Attitude</th> </tr> </thead> <tbody> <tr> <td>90.26</td> <td>96.32</td> <td>89.37</td> </tr> </tbody> </table>	Knowledge	Skill	Attitude	90.26	96.32	89.37	 <p>A bar chart with a vertical axis ranging from 84.00 to 98.00 in increments of 2.00. The horizontal axis lists three categories: Knowledge, Skill, and Attitude. The bars are colored blue, dark blue, and purple respectively. The values are labeled above each bar: Knowledge is 90.26, Skill is 96.32, and Attitude is 89.37.</p> <table border="1"> <thead> <tr> <th>Category</th> <th>Score</th> </tr> </thead> <tbody> <tr> <td>Knowledge</td> <td>90.26</td> </tr> <tr> <td>Skill</td> <td>96.32</td> </tr> <tr> <td>Attitude</td> <td>89.37</td> </tr> </tbody> </table>	Category	Score	Knowledge	90.26	Skill	96.32	Attitude	89.37
Knowledge	Skill	Attitude													
90.26	96.32	89.37													
Category	Score														
Knowledge	90.26														
Skill	96.32														
Attitude	89.37														
<p><u>Employer Survey (2012-13)</u></p> <p>Not Applicable</p>	<p>Not Applicable</p>														

Summary (2012-13)

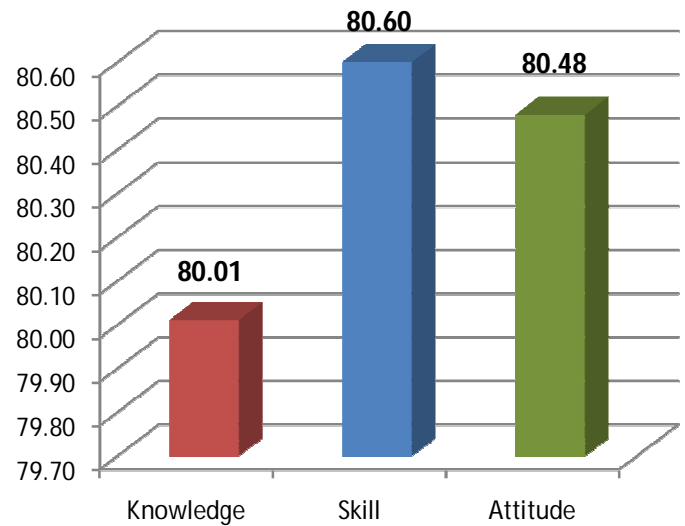
Knowledge	Skill	Attitude
90.9	94.07	89.15



Electrical and Electronics Engineering:

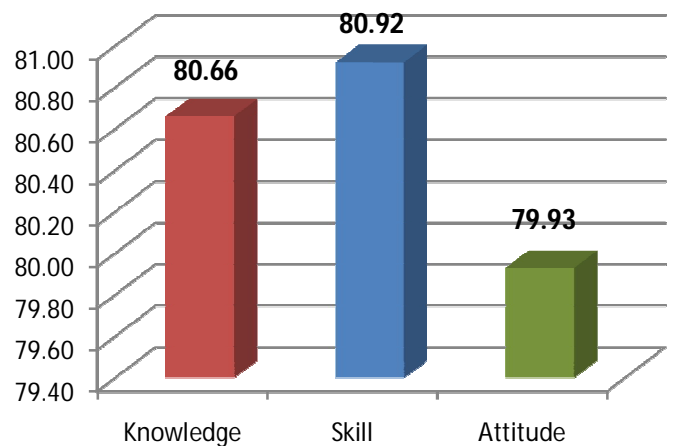
Alumni Survey (2012-13)

Knowledge	Skill	Attitude
80.01	80.60	80.48



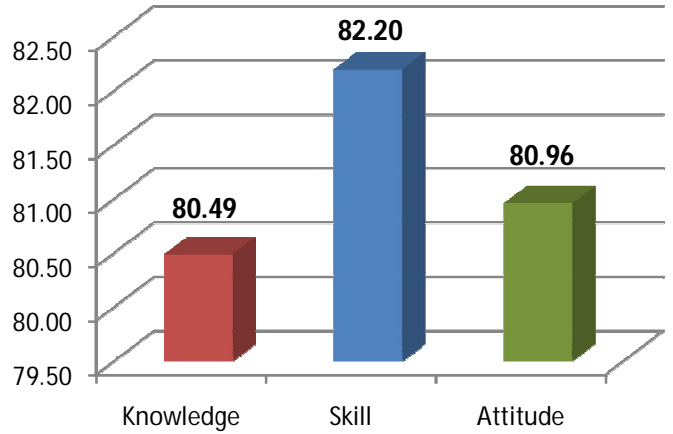
Student Exit Survey (2012-13)

Knowledge	Skill	Attitude
80.66	80.92	79.93



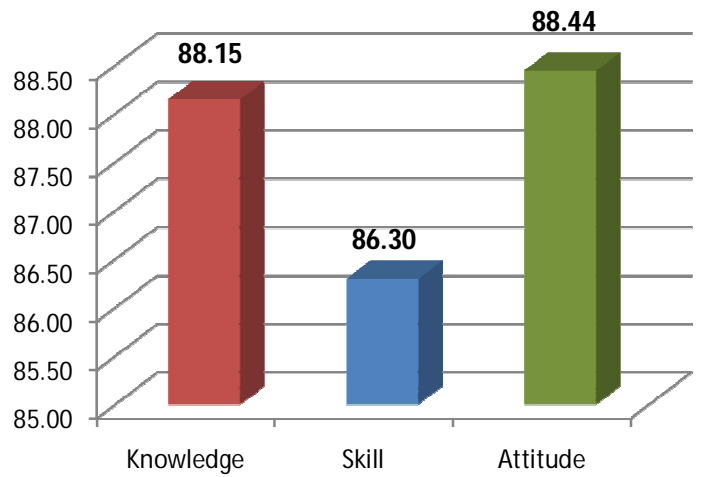
Faculty Survey (2012-13)

Knowledge	Skill	Attitude
80.49	82.20	80.96



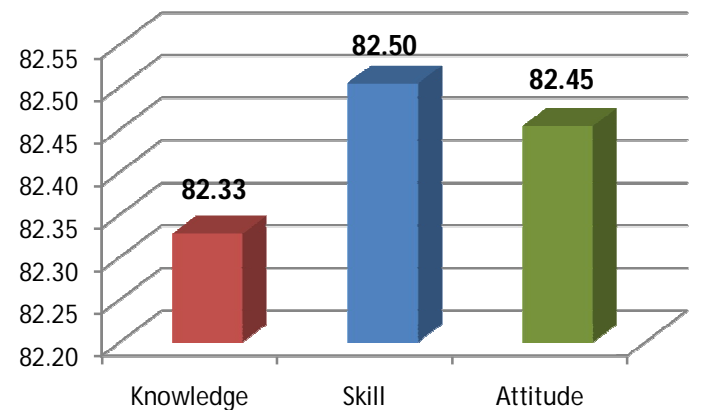
Employer Survey (2012-13)

Knowledge	Skill	Attitude
88.15	86.30	88.44

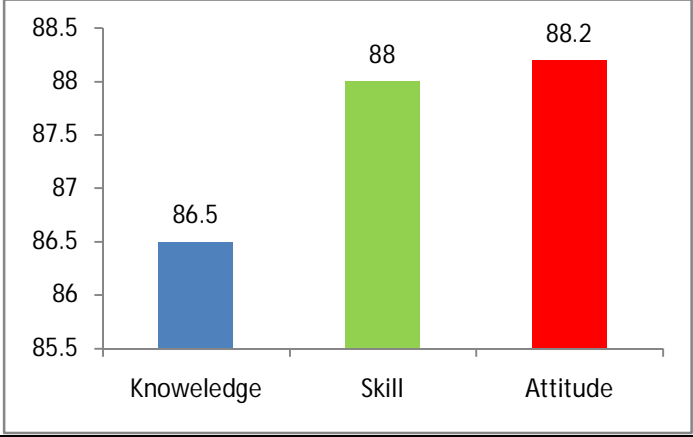
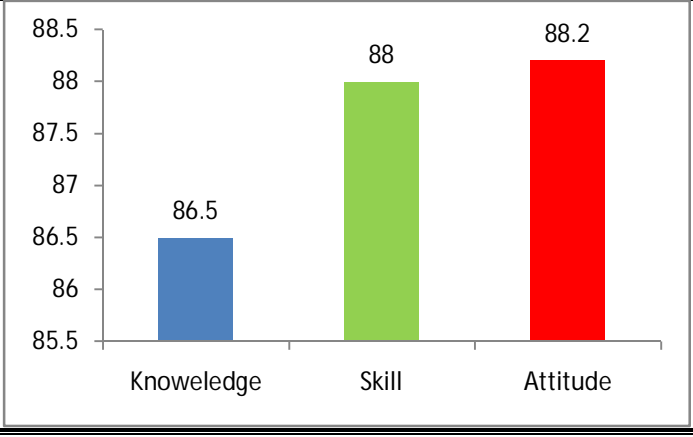


Summary (2012-13)

Knowledge	Skill	Attitude
82.33	82.50	82.45



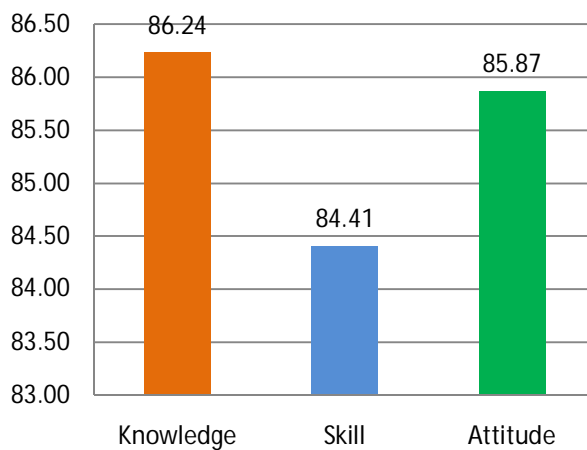
Mechanical Engineering:

<p><u>Alumni Survey (2012-13)</u></p> <p>Not Applicable</p>	<p>Not Applicable</p>														
<p><u>Student Exit Survey (2012-13)</u></p> <p>Not Applicable</p>	<p>Not Applicable</p>														
<p><u>Faculty Survey (2012-13)</u></p> <table border="1" data-bbox="188 728 624 797"> <thead> <tr> <th>Knowledge</th> <th>Skill</th> <th>Attitude</th> </tr> </thead> <tbody> <tr> <td>86.5</td> <td>88</td> <td>88.2</td> </tr> </tbody> </table>	Knowledge	Skill	Attitude	86.5	88	88.2	 <p>A bar chart with three bars representing the scores for Knowledge, Skill, and Attitude. The y-axis ranges from 85.5 to 88.5. The Knowledge bar (blue) has a value of 86.5. The Skill bar (green) has a value of 88. The Attitude bar (red) has a value of 88.2.</p> <table border="1"> <thead> <tr> <th>Category</th> <th>Score</th> </tr> </thead> <tbody> <tr> <td>Knowledge</td> <td>86.5</td> </tr> <tr> <td>Skill</td> <td>88</td> </tr> <tr> <td>Attitude</td> <td>88.2</td> </tr> </tbody> </table>	Category	Score	Knowledge	86.5	Skill	88	Attitude	88.2
Knowledge	Skill	Attitude													
86.5	88	88.2													
Category	Score														
Knowledge	86.5														
Skill	88														
Attitude	88.2														
<p><u>Employer Survey (2012-13)</u></p> <p>Not Applicable</p>	<p>Not Applicable</p>														
<p><u>Summary (2012-13)</u></p> <table border="1" data-bbox="188 1355 624 1424"> <thead> <tr> <th>Knowledge</th> <th>Skill</th> <th>Attitude</th> </tr> </thead> <tbody> <tr> <td>86.5</td> <td>88</td> <td>88.2</td> </tr> </tbody> </table>	Knowledge	Skill	Attitude	86.5	88	88.2	 <p>A bar chart with three bars representing the scores for Knowledge, Skill, and Attitude. The y-axis ranges from 85.5 to 88.5. The Knowledge bar (blue) has a value of 86.5. The Skill bar (green) has a value of 88. The Attitude bar (red) has a value of 88.2.</p> <table border="1"> <thead> <tr> <th>Category</th> <th>Score</th> </tr> </thead> <tbody> <tr> <td>Knowledge</td> <td>86.5</td> </tr> <tr> <td>Skill</td> <td>88</td> </tr> <tr> <td>Attitude</td> <td>88.2</td> </tr> </tbody> </table>	Category	Score	Knowledge	86.5	Skill	88	Attitude	88.2
Knowledge	Skill	Attitude													
86.5	88	88.2													
Category	Score														
Knowledge	86.5														
Skill	88														
Attitude	88.2														

Electronics and Communication Engineering:

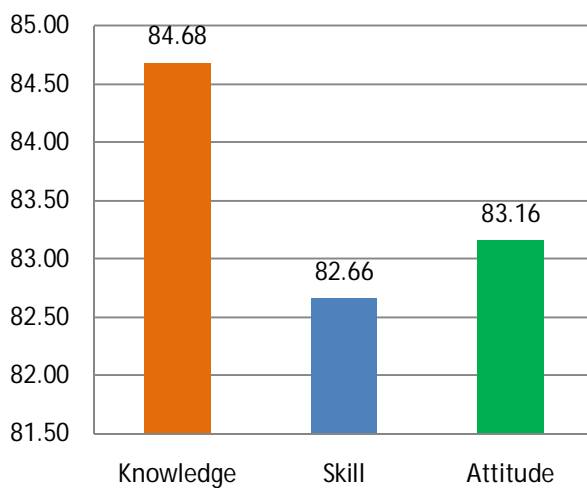
UG Alumni Survey 2012-13

Knowledge	Skill	Attitude
86.2	84.4	85.9



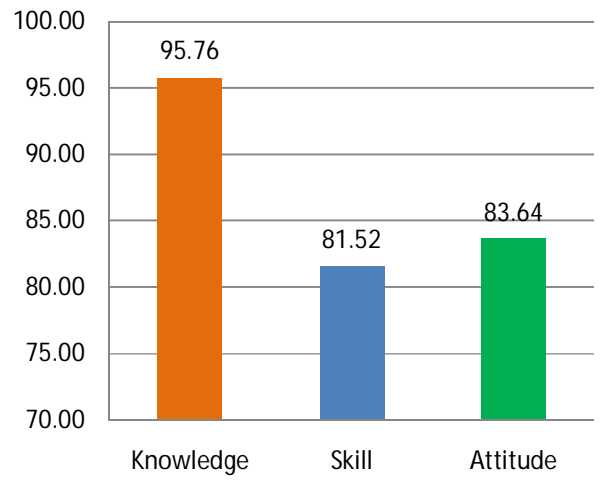
UG Student Exit Survey 2012-13

Knowledge	Skill	Attitude
84.7	82.7	83.2



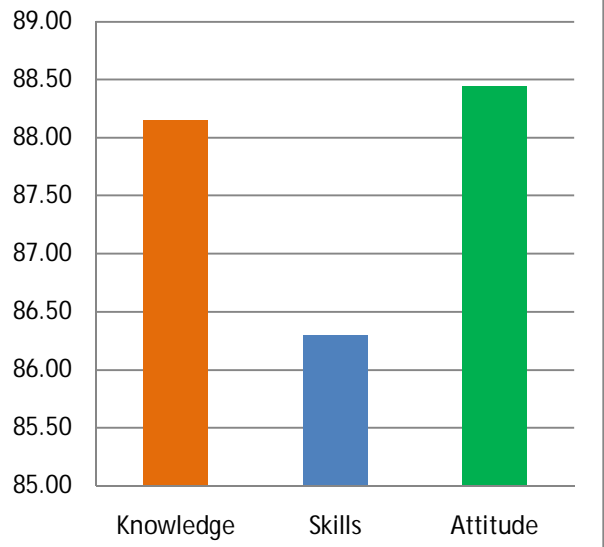
UG Faculty Survey 2012-13

Knowledge	Skill	Attitude
95.8	81.5	83.6



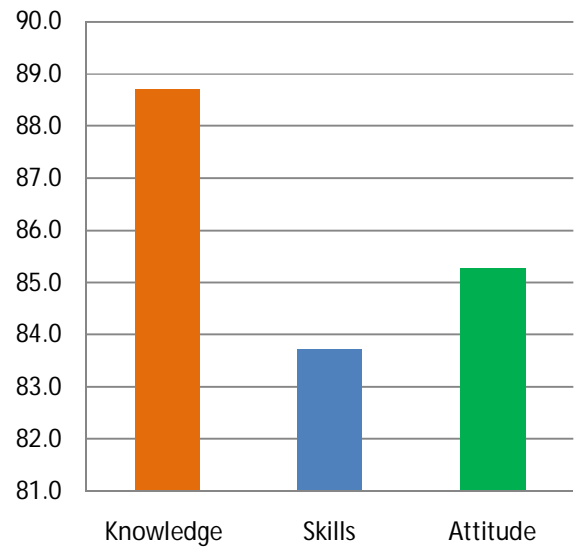
UG Employer Survey 2012-13

Knowledge	Skills	Attitude
88.1	86.3	88.4



Summary of UG Survey 2012-13

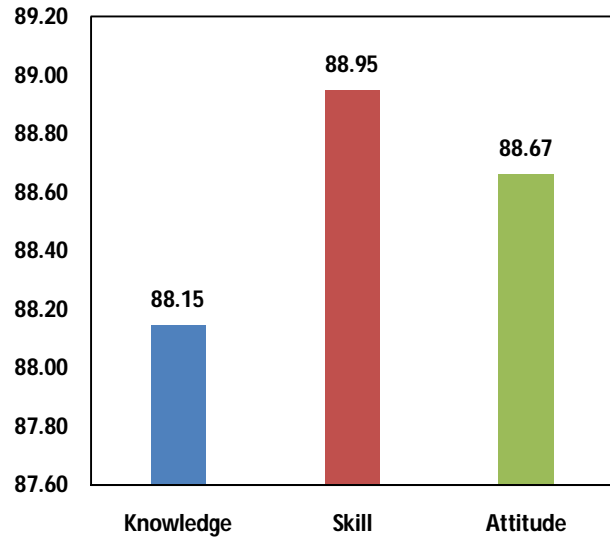
Knowledge	Skills	Attitude
88.7	83.7	85.3



Computer Science and Engineering:

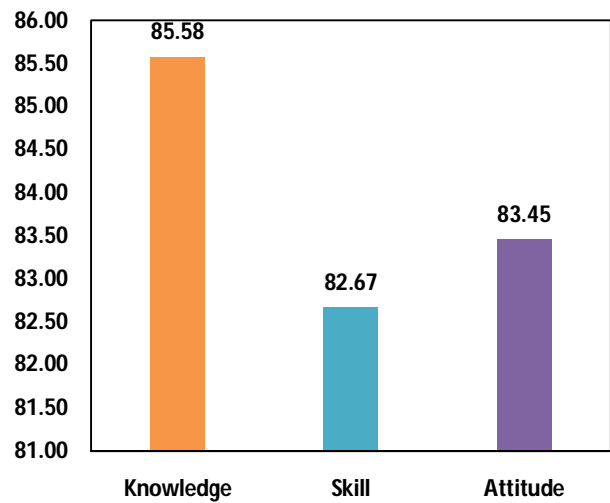
Alumni Survey (2012-13)

Knowledge	88.15
Skill	88.95
Attitude	88.67



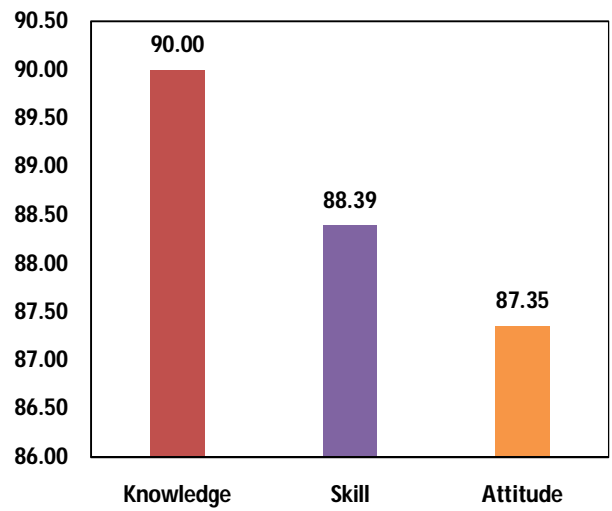
Student Exit Survey (2012-13)

Knowledge	85.58
Skill	82.67
Attitude	83.45



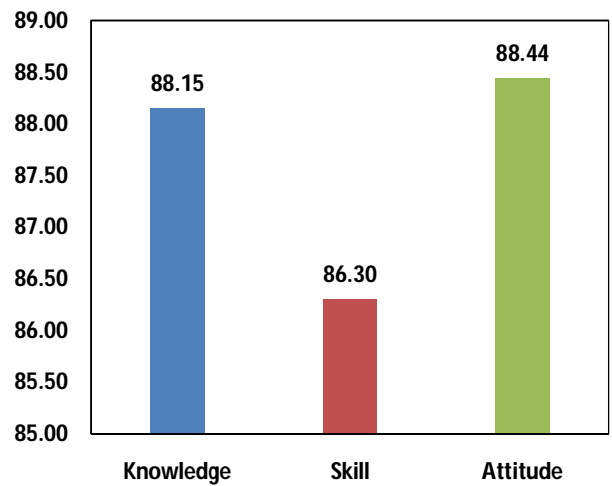
Faculty Survey (2012-13)

Knowledge	90.00
Skill	88.39
Attitude	87.35



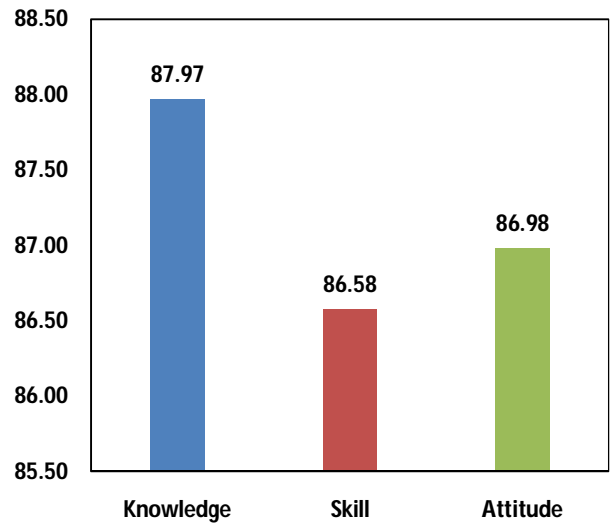
Employer Survey (2012-13)

Knowledge	88.15
Skill	86.30
Attitude	88.44



Summary(2012-13)

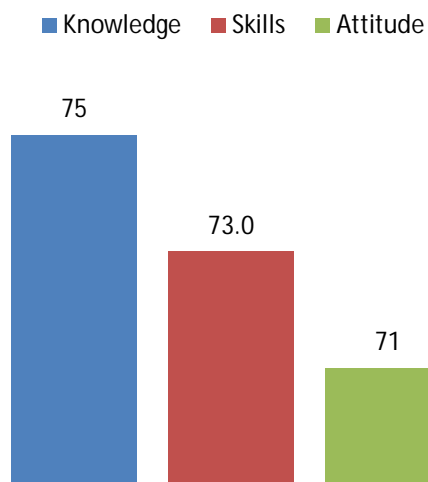
Knowledge	87.97
Skill	86.58
Attitude	86.98



Electronics and Instrumentation Engineering:

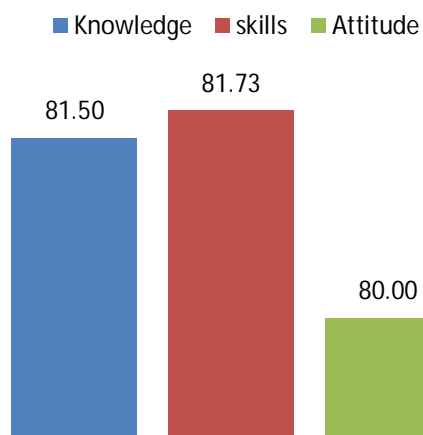
Alumni Survey (2012-13)

Knowledge	Skill	Attitude
75	73.0	71



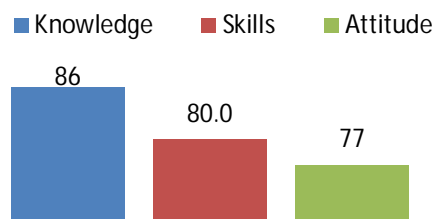
Faculty Exit Survey (2012-13)

Knowledge	Skill	Attitude
81.50	81.73	80.00



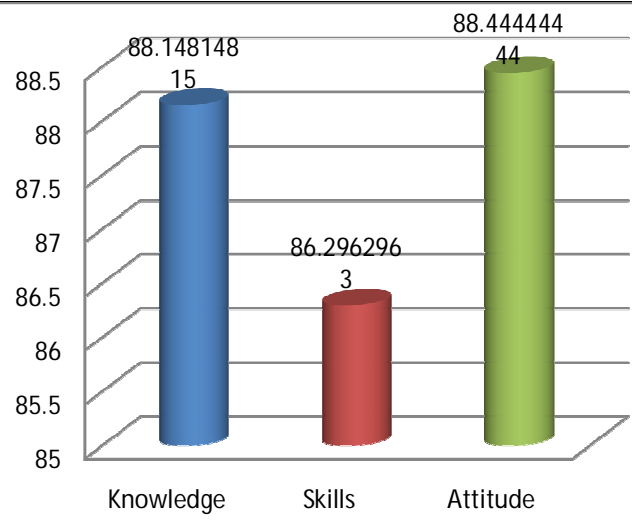
Student Survey (2012-13)

Knowledge	Skill	Attitude
86	80	77



Employer Survey (2012-13)

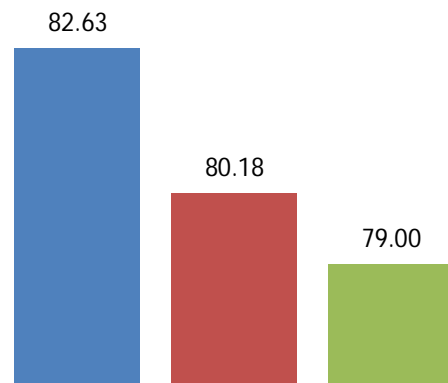
Knowledge	Skill	Attitude
88	86	88



Summary (2012-13)

Knowledge	Skill	Attitude
82.63	80.18	79.00

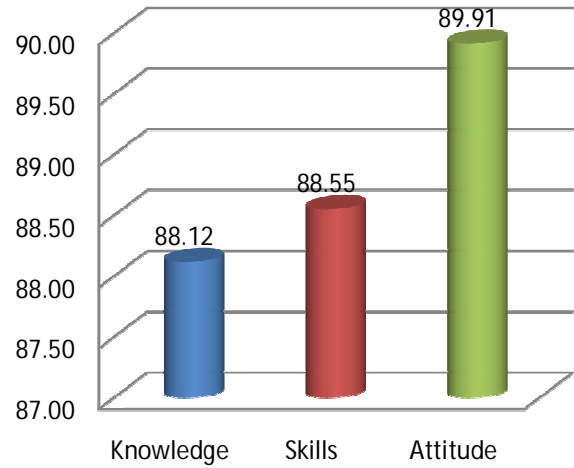
■ Knowledge ■ Skills ■ Attitude



Information Technology:

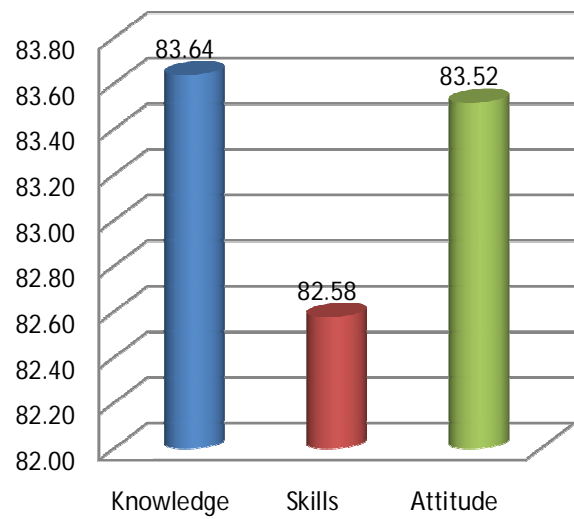
Alumni Survey (2012-13)

Knowledge	Skills	Attitude
88.12	88.55	89.91



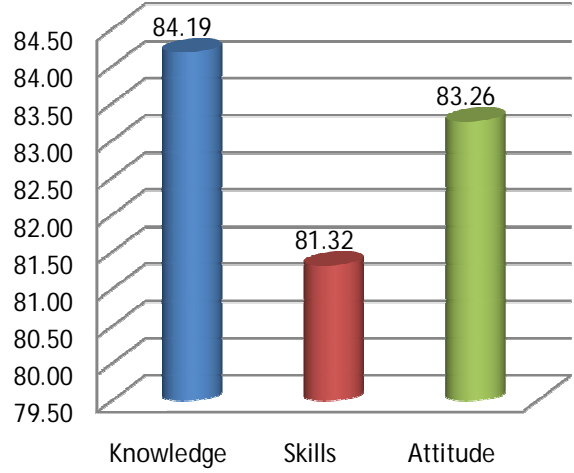
Student Exit Survey (2012-13)

Knowledge	Skills	Attitude
83.64	82.58	83.52



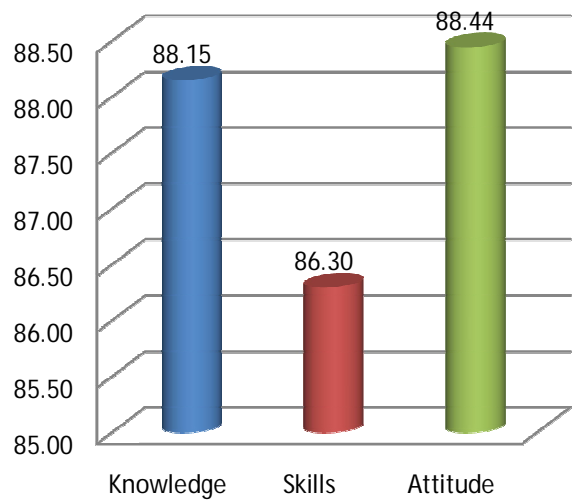
Faculty Survey (2012-13)

Knowledge	Skills	Attitude
84.19	81.32	83.26



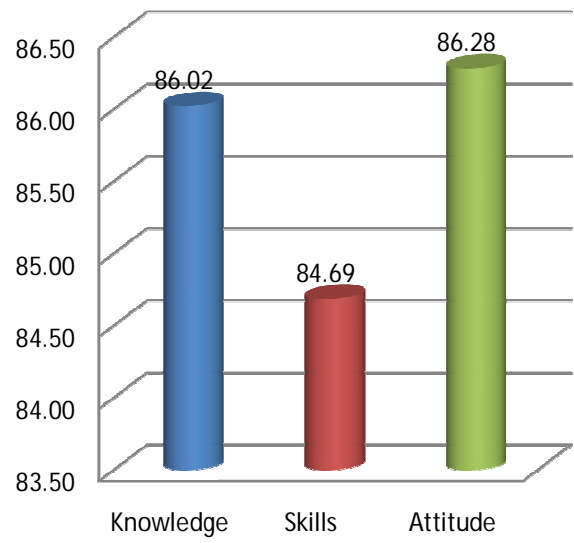
Employer Survey (2012-13)

Knowledge	Skills	Attitude
88.15	86.30	88.44



Summary (2012-13)

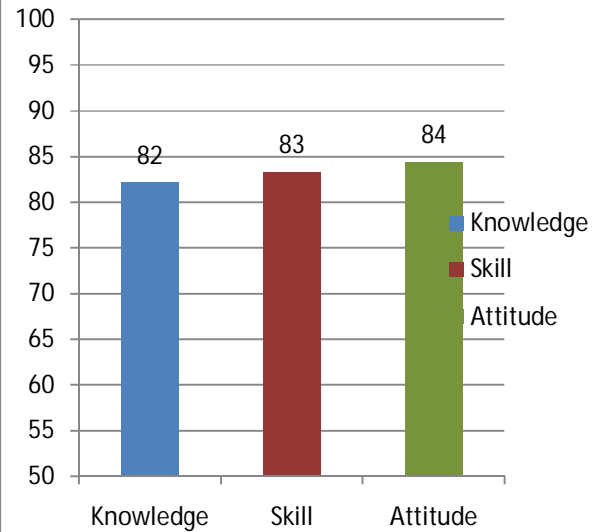
Knowledge	Skills	Attitude
86.02	84.69	86.28



Computer Science and System Engineering:

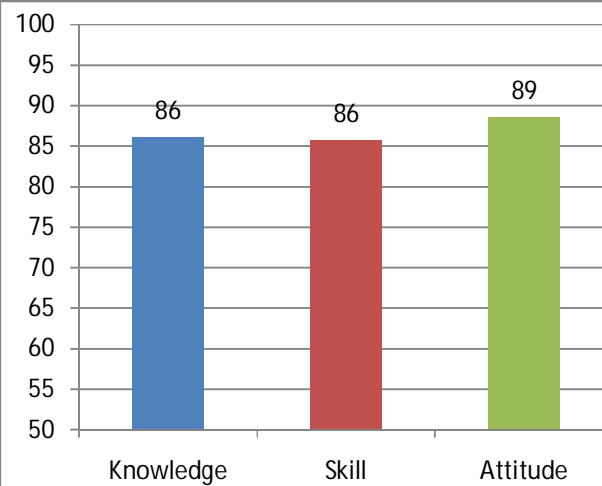
Alumni Survey (2012-13)

Knowledge	Skill	Attitude
82	83	84



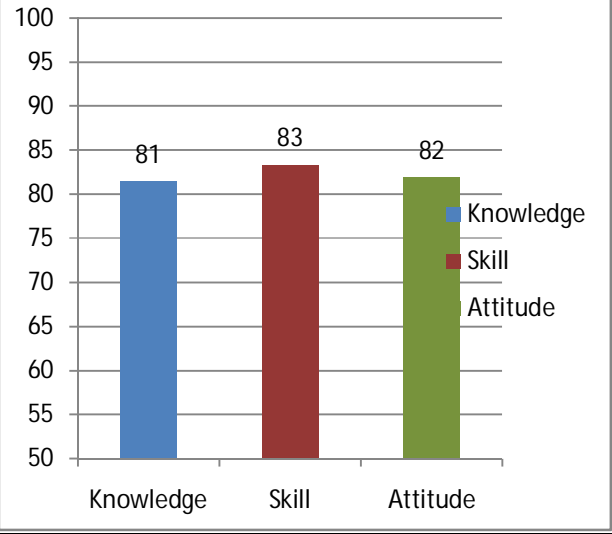
Student Exit Survey (2012-13)

Knowledge	Skill	Attitude
86	86	89



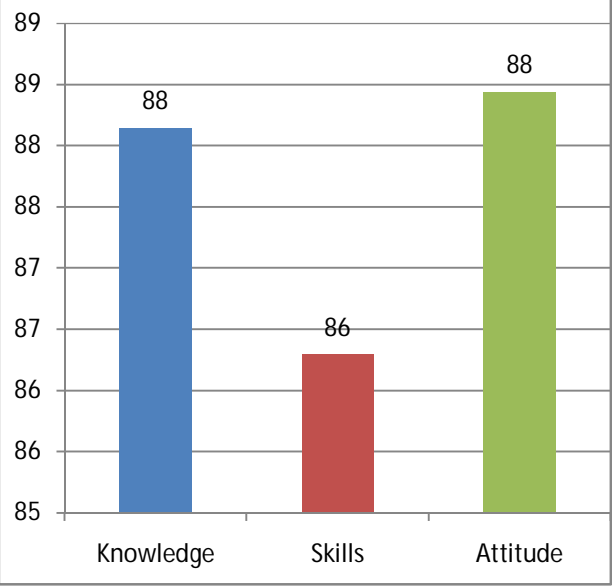
Faculty Survey (2012-13)

Knowledge	Skill	Attitude
81	83	82



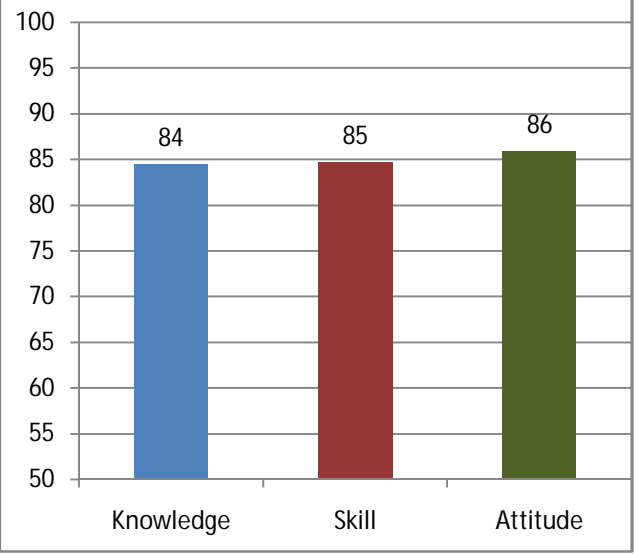
Employer Survey (2012-13)

Knowledge	Skills	Attitude
88	86	88



Summary (2012-13)

Knowledge	Skill	Attitude
84	85	86

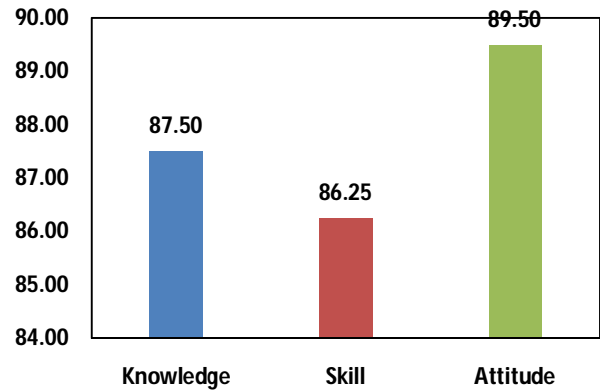


M. Tech. Programs

Computer Science:

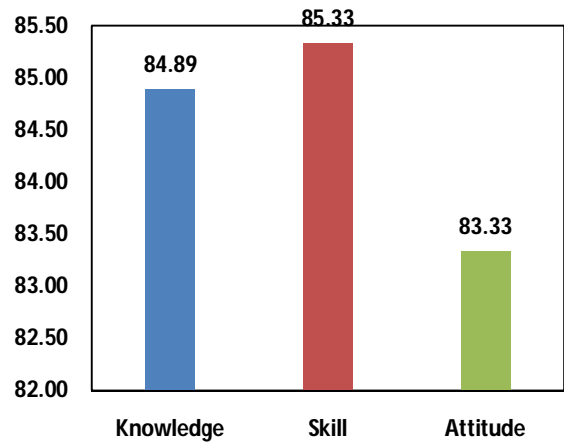
Alumni Survey (2012-13)

Knowledge	87.50
Skill	86.25
Attitude	89.50



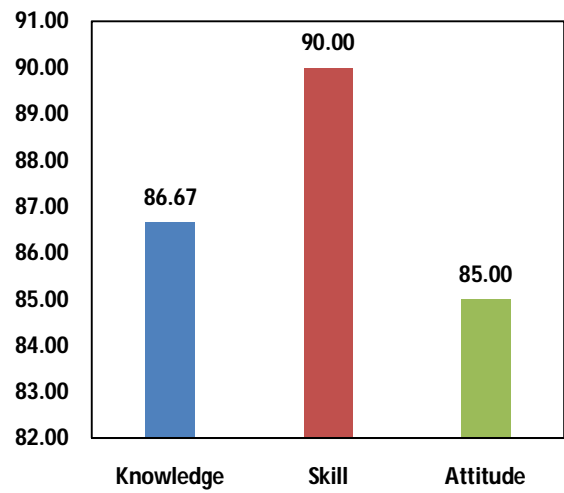
Student Survey (2012-13)

Knowledge	84.89
Skill	85.33
Attitude	83.33



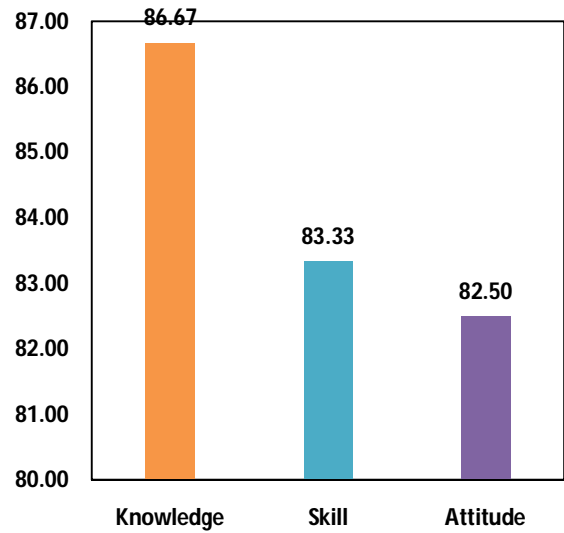
Faculty Survey (2012-13)

Knowledge	86.67
Skill	90.00
Attitude	85.00



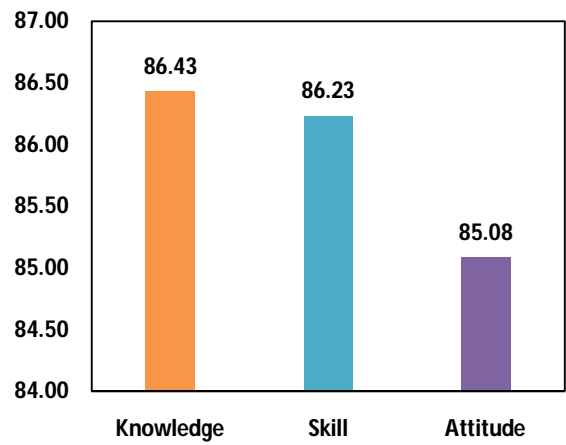
Employer Survey (2012-13)

Knowledge	86.67
Skill	83.33
Attitude	82.50



Summary (2012-13)

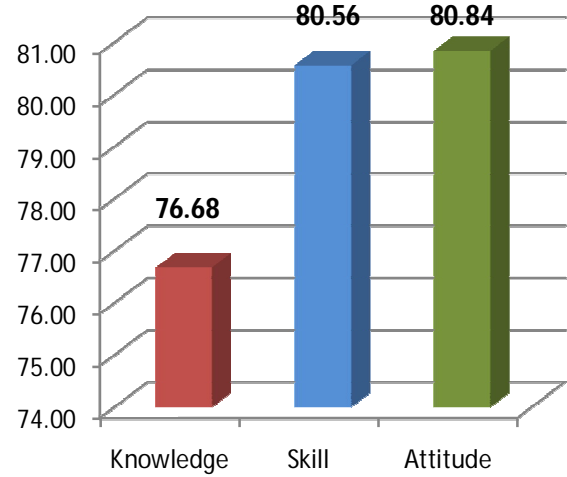
Knowledge	86.43
Skill	86.23
Attitude	85.08



Electrical Power Systems:

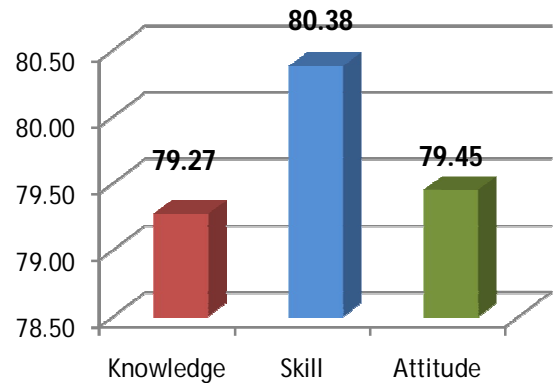
Alumni Survey (2012-13)

Knowledge	Skill	Attitude
76.68	80.56	80.84



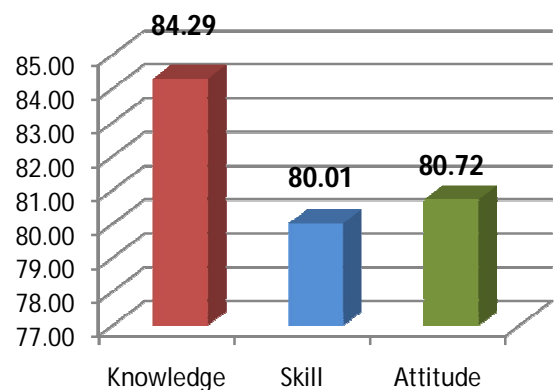
Student Exit Survey (2012-13)

Knowledge	Skill	Attitude
79.27	80.38	79.45



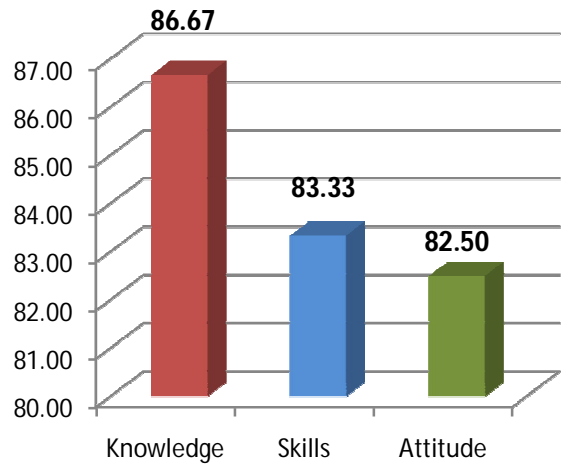
Faculty Survey (2012-13)

Knowledge	Skill	Attitude
84.29	80.01	80.72



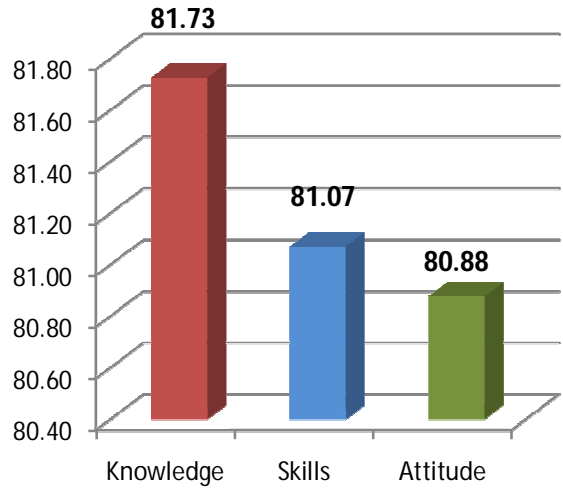
Employer Survey (2012-13)

Knowledge	Skills	Attitude
86.67	83.33	82.50



Summary (2012-13)

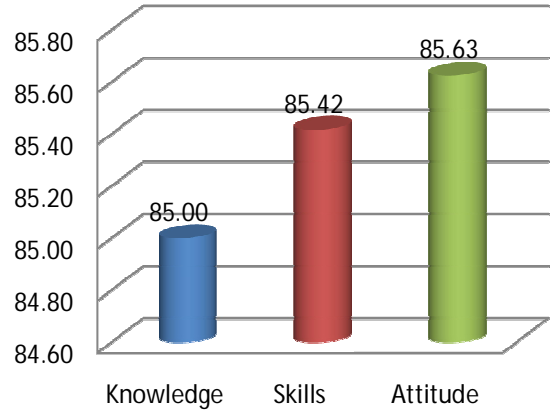
Knowledge	Skills	Attitude
81.73	81.07	80.88



Software Engineering:

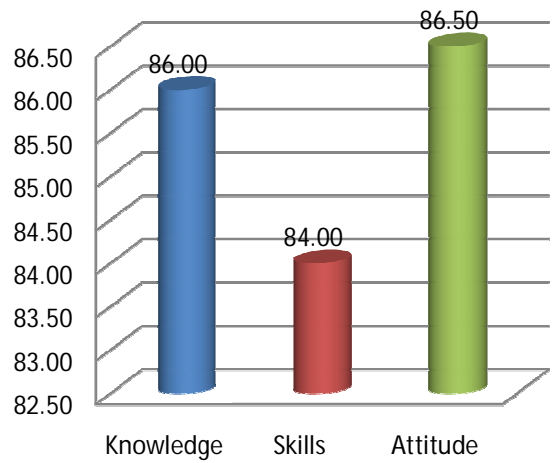
Alumni Survey (2012-13)

Knowledge	Skills	Attitude
85.00	85.42	85.63



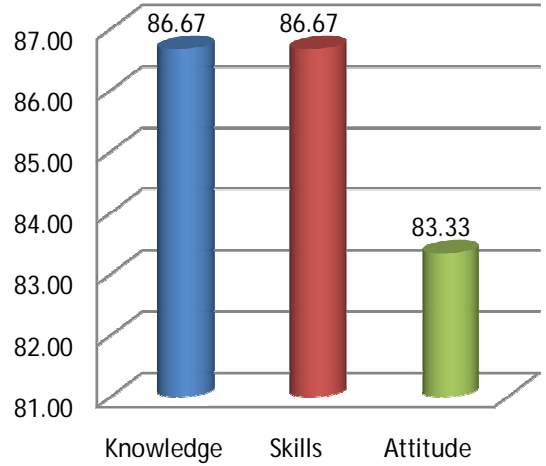
Student Exit Survey (2012-13)

Knowledge	Skills	Attitude
86.00	84.00	86.50



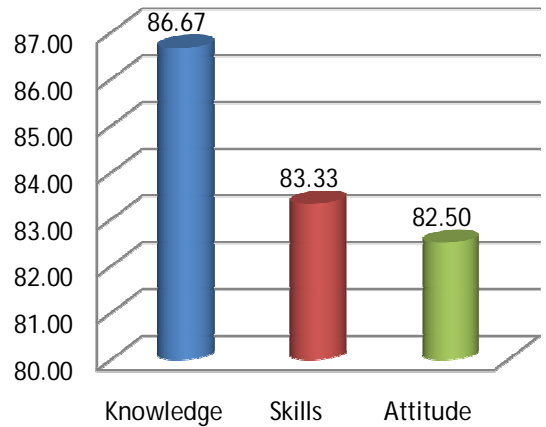
Faculty Survey (2012-13)

Knowledge	Skills	Attitude
86.67	86.67	83.33



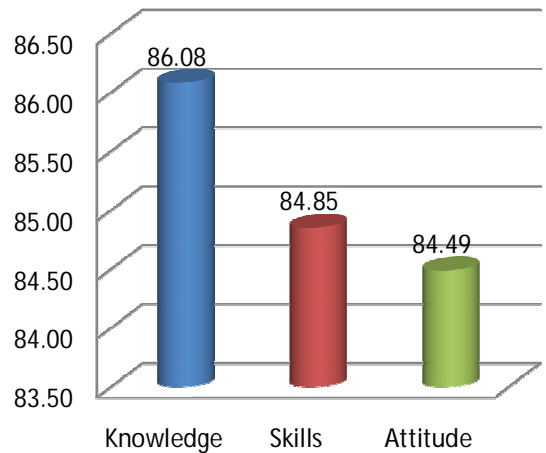
Employer Survey (2012-13)

Knowledge	Skills	Attitude
86.67	83.33	82.50



Summary (2012-13)

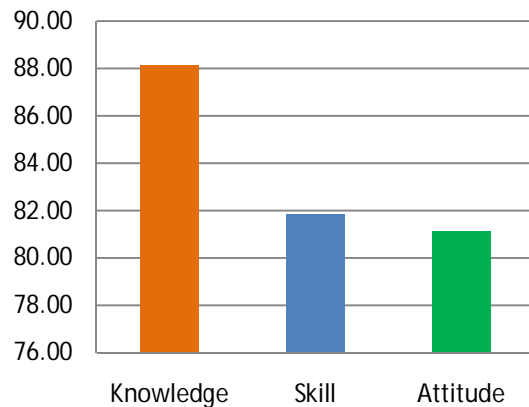
Knowledge	Skills	Attitude
86.08	84.85	84.49



Digital Electronics and Communication Systems:

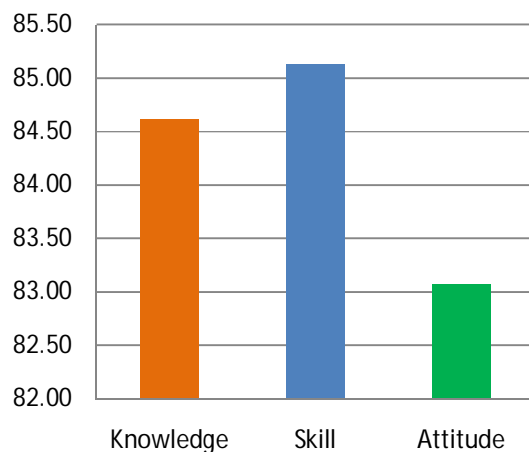
PG (DECS) Alumni Survey 2012-13

Knowledge	Skill	Attitude
88.15	81.85	81.11



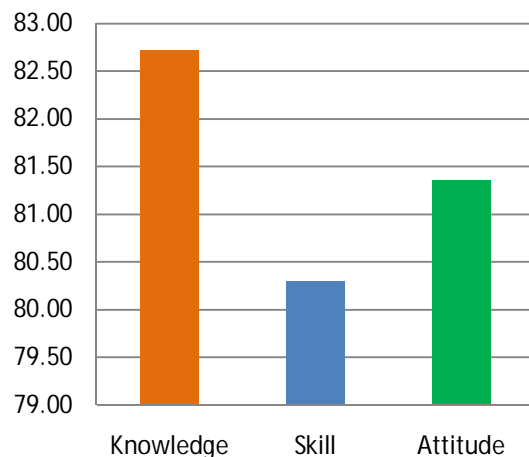
PG (DECS) Student Exit Survey 2012-13

Knowledge	Skill	Attitude
84.62	85.13	83.08



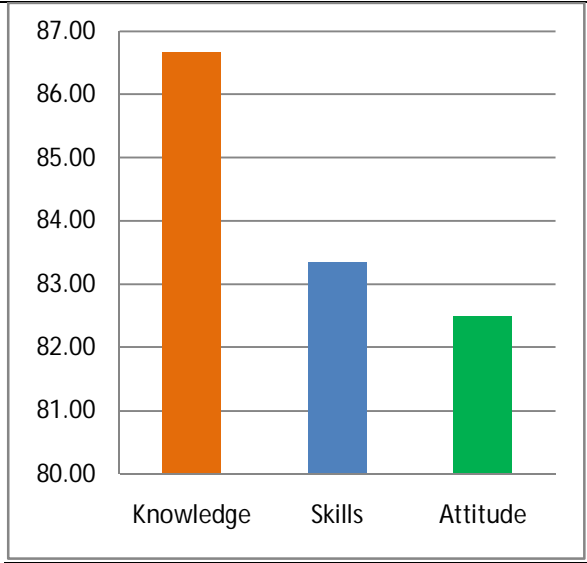
PG (DECS) Faculty Survey 2012-13

Knowledge	Skill	Attitude
82.73	80.30	81.36



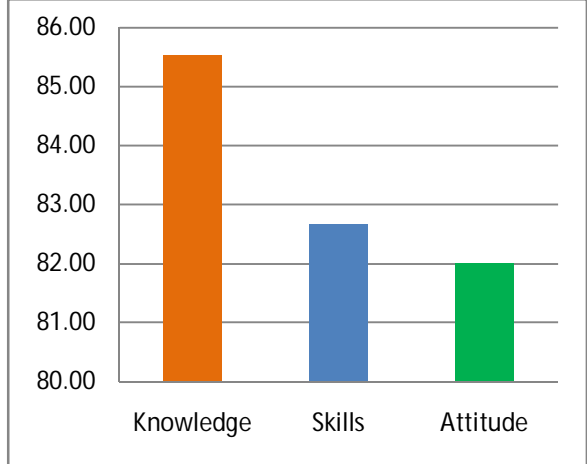
PG (DECS) Employer Survey 2012-13

Knowledge	Skills	Attitude
86.67	83.33	82.50



Summary of PG (DECS) Survey 2012-13

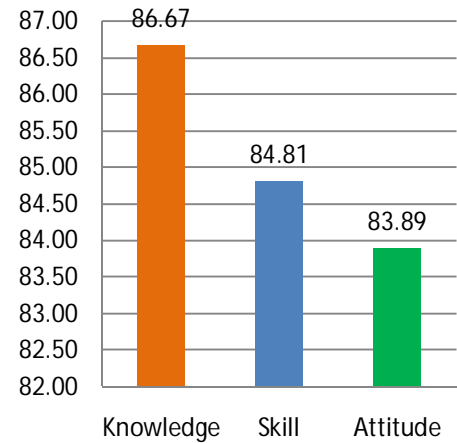
Knowledge	Skills	Attitude
85.54	82.65	82.01



VLSI:

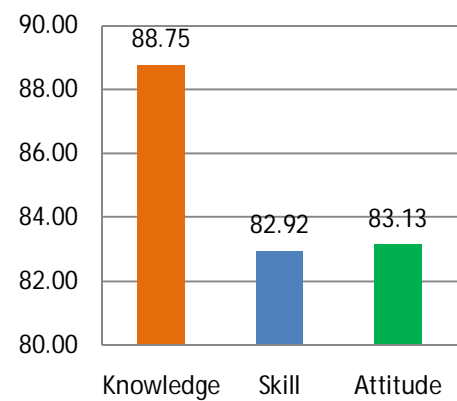
PG (VLSI) Alumni Survey 2012-13

Knowledge	Skill	Attitude
86.67	84.81	83.89



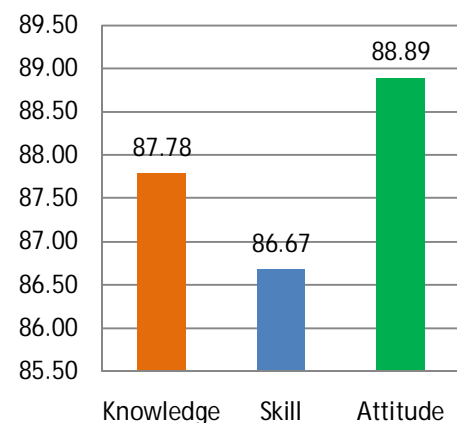
PG (VLSI) Student Exit Survey 2012-13

Knowledge	Skill	Attitude
88.75	82.92	83.13



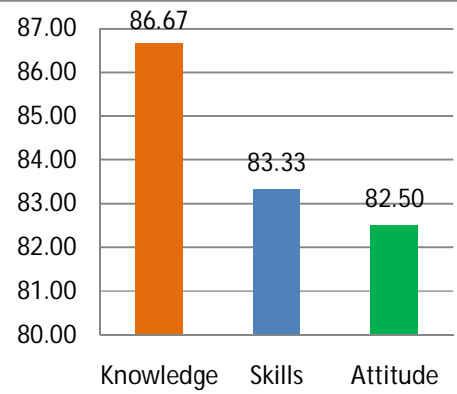
PG (VLSI) Faculty Survey 2012-13

Knowledge	Skill	Attitude
87.78	86.67	88.89



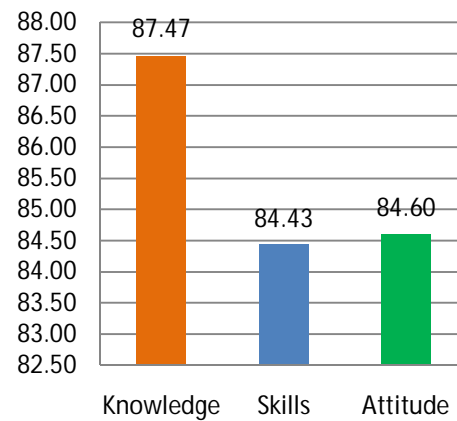
PG (VLSI) Employer Survey 2012-13

Knowledge	Skills	Attitude
86.67	83.33	82.50

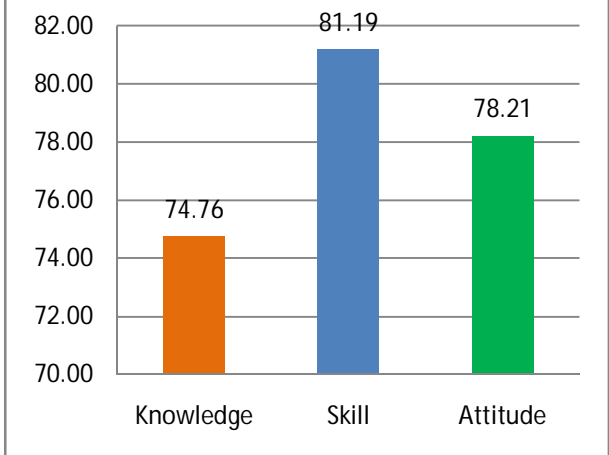
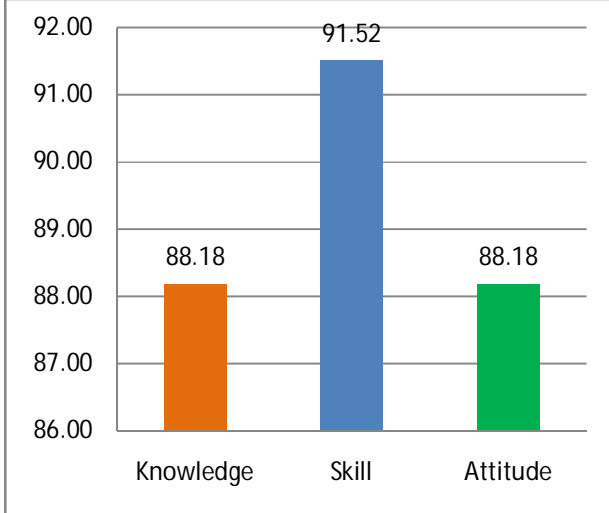


Summary of PG (VLSI) Survey 2012-13

Knowledge	Skills	Attitude
87.47	84.43	84.60

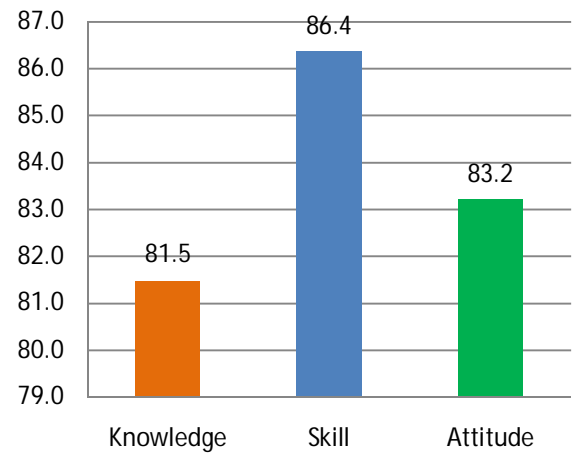


Communication Systems:

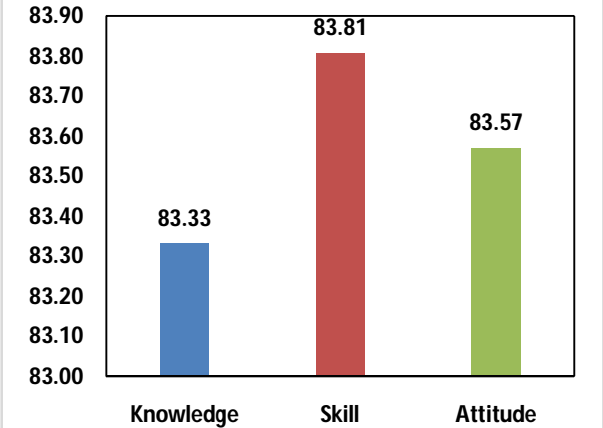
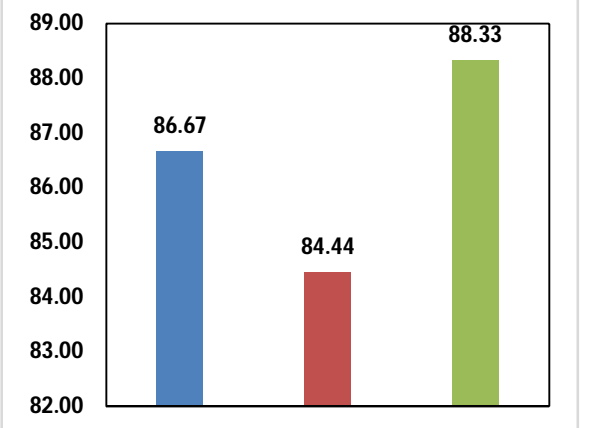
<p><u>Alumni Survey PG CMS (2012-13)</u></p> <p>Not Applicable</p>	<p>Not Applicable</p>														
<p><u>Student Exit Survey PG CMS 2012-13</u></p> <table border="1" data-bbox="185 586 775 667"> <thead> <tr> <th>Knowledge</th> <th>Skill</th> <th>Attitude</th> </tr> </thead> <tbody> <tr> <td>74.8</td> <td>81.2</td> <td>78.2</td> </tr> </tbody> </table>	Knowledge	Skill	Attitude	74.8	81.2	78.2	 <table border="1"> <thead> <tr> <th>Category</th> <th>Score</th> </tr> </thead> <tbody> <tr> <td>Knowledge</td> <td>74.76</td> </tr> <tr> <td>Skill</td> <td>81.19</td> </tr> <tr> <td>Attitude</td> <td>78.21</td> </tr> </tbody> </table>	Category	Score	Knowledge	74.76	Skill	81.19	Attitude	78.21
Knowledge	Skill	Attitude													
74.8	81.2	78.2													
Category	Score														
Knowledge	74.76														
Skill	81.19														
Attitude	78.21														
<p><u>Faculty Survey PG CMS 2012-13</u></p> <table border="1" data-bbox="185 1102 727 1182"> <thead> <tr> <th>Knowledge</th> <th>Skill</th> <th>Attitude</th> </tr> </thead> <tbody> <tr> <td>88.2</td> <td>91.5</td> <td>88.2</td> </tr> </tbody> </table>	Knowledge	Skill	Attitude	88.2	91.5	88.2	 <table border="1"> <thead> <tr> <th>Category</th> <th>Score</th> </tr> </thead> <tbody> <tr> <td>Knowledge</td> <td>88.18</td> </tr> <tr> <td>Skill</td> <td>91.52</td> </tr> <tr> <td>Attitude</td> <td>88.18</td> </tr> </tbody> </table>	Category	Score	Knowledge	88.18	Skill	91.52	Attitude	88.18
Knowledge	Skill	Attitude													
88.2	91.5	88.2													
Category	Score														
Knowledge	88.18														
Skill	91.52														
Attitude	88.18														
<p><u>Employer Survey (2012-13)</u></p> <p>Not Applicable</p>	<p>Not Applicable</p>														

Summary PG CMS 2012-13

Knowledge	Skill	Attitude
81.5	86.4	83.2

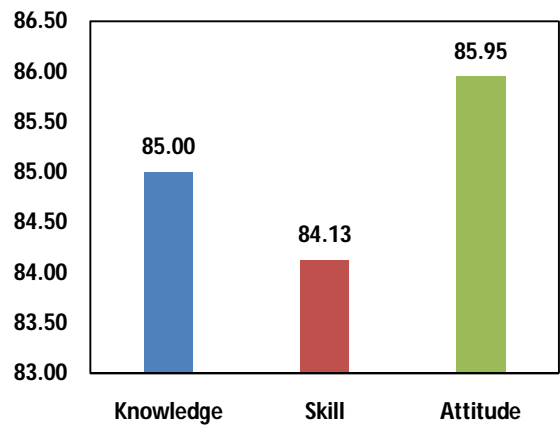


Computer Networks and Information Security:

<p><u>Alumni Survey (2012-13)</u></p> <p>Not Applicable</p>	<p>Not Applicable</p>												
<p><u>Student Survey (2012-13)</u></p> <table border="1" data-bbox="185 618 539 739"> <tr> <td>Knowledge</td> <td>83.33</td> </tr> <tr> <td>Skill</td> <td>83.81</td> </tr> <tr> <td>Attitude</td> <td>83.57</td> </tr> </table>	Knowledge	83.33	Skill	83.81	Attitude	83.57	 <p>A bar chart with a vertical axis ranging from 83.00 to 83.90 in increments of 0.10. The horizontal axis lists three categories: Knowledge, Skill, and Attitude. The bars are colored blue, red, and green respectively. The values are: Knowledge = 83.33, Skill = 83.81, and Attitude = 83.57.</p> <table border="1"> <tr> <td>Knowledge</td> <td>83.33</td> </tr> <tr> <td>Skill</td> <td>83.81</td> </tr> <tr> <td>Attitude</td> <td>83.57</td> </tr> </table>	Knowledge	83.33	Skill	83.81	Attitude	83.57
Knowledge	83.33												
Skill	83.81												
Attitude	83.57												
Knowledge	83.33												
Skill	83.81												
Attitude	83.57												
<p><u>Faculty Survey (2012-13)</u></p> <table border="1" data-bbox="185 1144 539 1265"> <tr> <td>Knowledge</td> <td>86.67</td> </tr> <tr> <td>Skill</td> <td>84.44</td> </tr> <tr> <td>Attitude</td> <td>88.33</td> </tr> </table>	Knowledge	86.67	Skill	84.44	Attitude	88.33	 <p>A bar chart with a vertical axis ranging from 82.00 to 89.00 in increments of 1.00. The horizontal axis lists three categories: Knowledge, Skill, and Attitude. The bars are colored blue, red, and green respectively. The values are: Knowledge = 86.67, Skill = 84.44, and Attitude = 88.33.</p> <table border="1"> <tr> <td>Knowledge</td> <td>86.67</td> </tr> <tr> <td>Skill</td> <td>84.44</td> </tr> <tr> <td>Attitude</td> <td>88.33</td> </tr> </table>	Knowledge	86.67	Skill	84.44	Attitude	88.33
Knowledge	86.67												
Skill	84.44												
Attitude	88.33												
Knowledge	86.67												
Skill	84.44												
Attitude	88.33												
<p><u>Employer Survey (2012-13)</u></p> <p>Not Applicable</p>	<p>Not Applicable</p>												

Summary (2012-13)

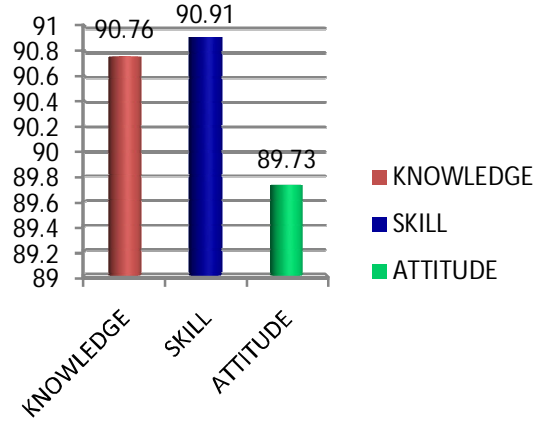
Knowledge	85.00
Skill	84.13
Attitude	85.95



MCA Program

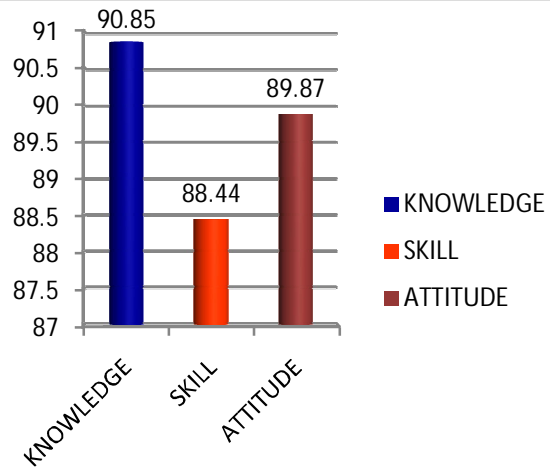
Alumni Survey (2012-13)

KNOWLEDGE	SKILL	ATTITUDE
90.76	90.91	89.73



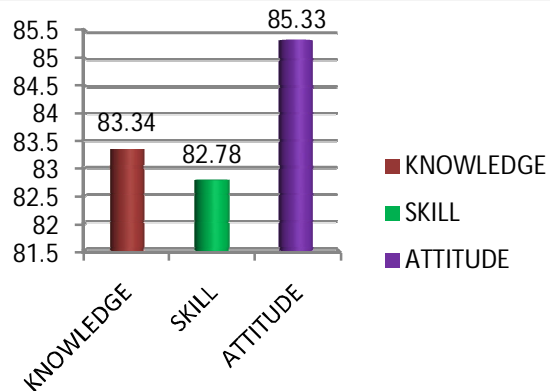
Student Exit Survey (2012-13)

KNOWLEDGE	SKILL	ATTITUDE
90.85	88.44	89.87



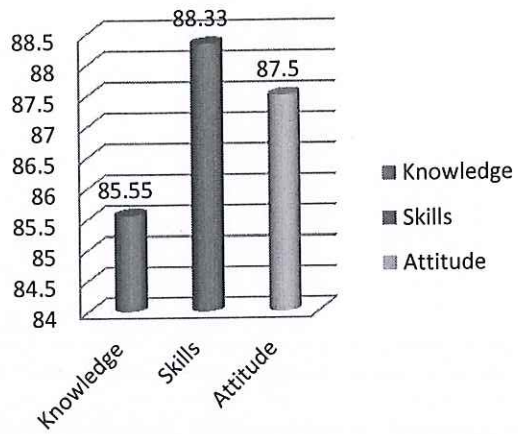
Faculty Survey (2012-13)

KNOWLEDGE	SKILL	ATTITUDE
83.34	82.78	85.33




Employer Survey (2012-13)

KNOWLEDGE	SKILL	ATTITUDE
85.55	88.33	87.5



Summary (2012-13)

KNOWLEDGE	SKILL	ATTITUDE
87.63	87.61	88.1



P. C. C. C.
PRINCIPAL
SREE VIDYANIKETHAN ENGINEERING COLLEGE
(AUTONOMOUS)
Sree Sainath Nagar, A. RANGAMPET
Chittoor (Dist.) - 517 102, A.P., INDIA.